



# **FEEDBACK ANALYSIS, RECOMMENDATIONS AND ACTION TAKEN REPORT 2020-2021**

## **Contents**

- 1. Feedback from Students on Curriculum.....**
- 2. Feedback from Faculty on Curriculum.....**
- 3. Feedback from Alumni on Curriculum.....**
- 4. Feedback from Employers on Curriculum.....**
- 5. Action Taken Report.....**

The Feedback Analysis Committee of KISS-DU had conducted feedback on curriculum in order to analyze the responses received from various stakeholder's feedback form were designed and collected with the purpose of evaluating and monitoring the quality on curriculum from the students, faculty, alumni and employers.

The feedback aims at different stakeholders which have been mentioned below:

**1) Students**

The students as the stakeholders of the university contributed in identifying issues related to the curriculum in terms of objectives, outcomes, innovation, multi-disciplinary, usefulness, design, peer-learning, career planning, communication skills, skill development, understanding of community and culture, ICT enabled teaching, real-life situations, co-curricular and extra-mural activities, experiential learning and completion of course curriculum in time.

**2) Faculty**

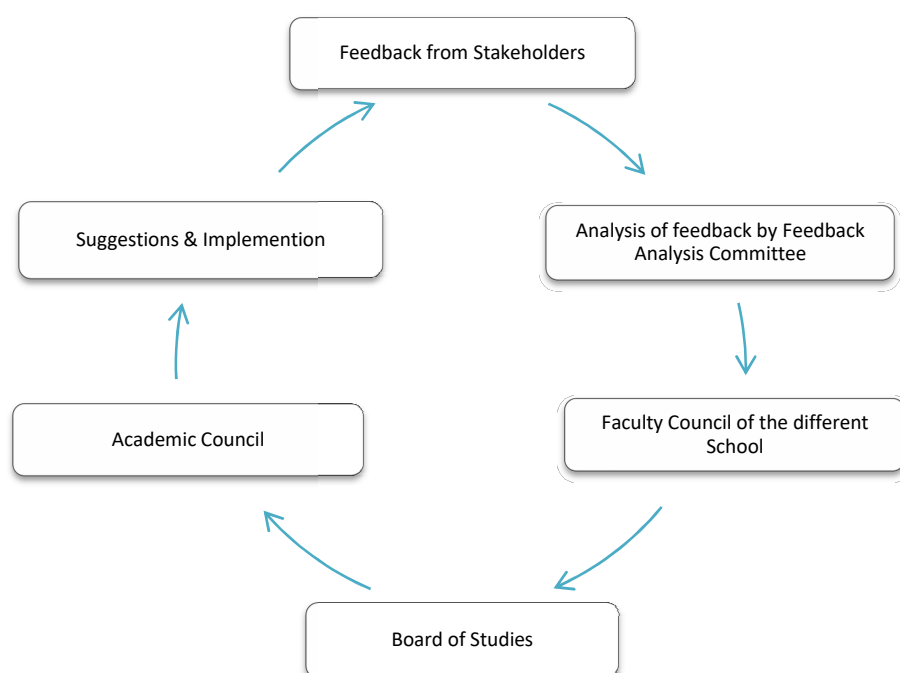
For faculty members the feedback was collected on objectives and outcomes, interdisciplinary, team participation, communication skills, understanding about the community and culture, digital technology, problem-solving, real-lifesituations, and experiential learning.

**3) Alumni**

For alumni feedback was collected on objectives and outcomes, problem-solving and real-life, skills, ICT enabled teaching and creating job opportunities.

**4) Employers**

For employers' data was collected with the intention of gathering feedback with respect to digital knowledge, leadership, cooperation, teamwork, communication skills and regional and international requirements.



## FEEDBACK ANALYSIS, RECOMMENDATIONS AND ACTION TAKEN REPORT 2020-2021

The student feedback conducted as per the provisional requirements were consolidated and summary along with graph was prepared as below.

### 1. Feedback from Students on Curriculum

---

Sl.No.	Statements	Responses
1	The curriculum has clearly stated objectives and outcomes	Excellent/ Very Good/ Good/ Average/ Poor
2	The course curriculum is innovative, multi-disciplinary, well-designed, skill-oriented and useful	Excellent/ Very Good/ Good/ Average/ Poor
3	The curriculum encourages interactions, participation, group discussions and peer learning in the class	Excellent/ Very Good/ Good/ Average/ Poor
4	The curriculum focusses on career planning and communication skills	Excellent/ Very Good/ Good/ Average/ Poor
5	Do you believe that your course curriculum helps to understand your community and culture?	Excellent/ Very Good/ Good/ Average/ Poor
6	The curriculum encourages the use of ICT	Excellent/ Very Good/ Good/ Average/ Poor
7	The faculty finishes the course curriculum in time	Excellent/ Very Good/ Good/ Average/ Poor
8	The curriculum focuses on real-life situations	Excellent/ Very Good/ Good/ Average/ Poor
9	The curriculum focuses on experiential learning	Excellent/ Very Good/ Good/ Average/ Poor
10	The curriculum focuses on co-curricular activities and extramural lectures	Excellent/ Very Good/ Good/ Average/ Poor

**Q1.The curriculum has clearly stated objectives and outcomes.**

**Table 1.1**

<b>Likert Scale Parameters</b>	<b>Percentage Opted</b>
<b>Poor</b>	0%
<b>Average</b>	0%
<b>Good</b>	16%
<b>Very Good</b>	53%
<b>Excellent</b>	31%

**Figure 1.1**

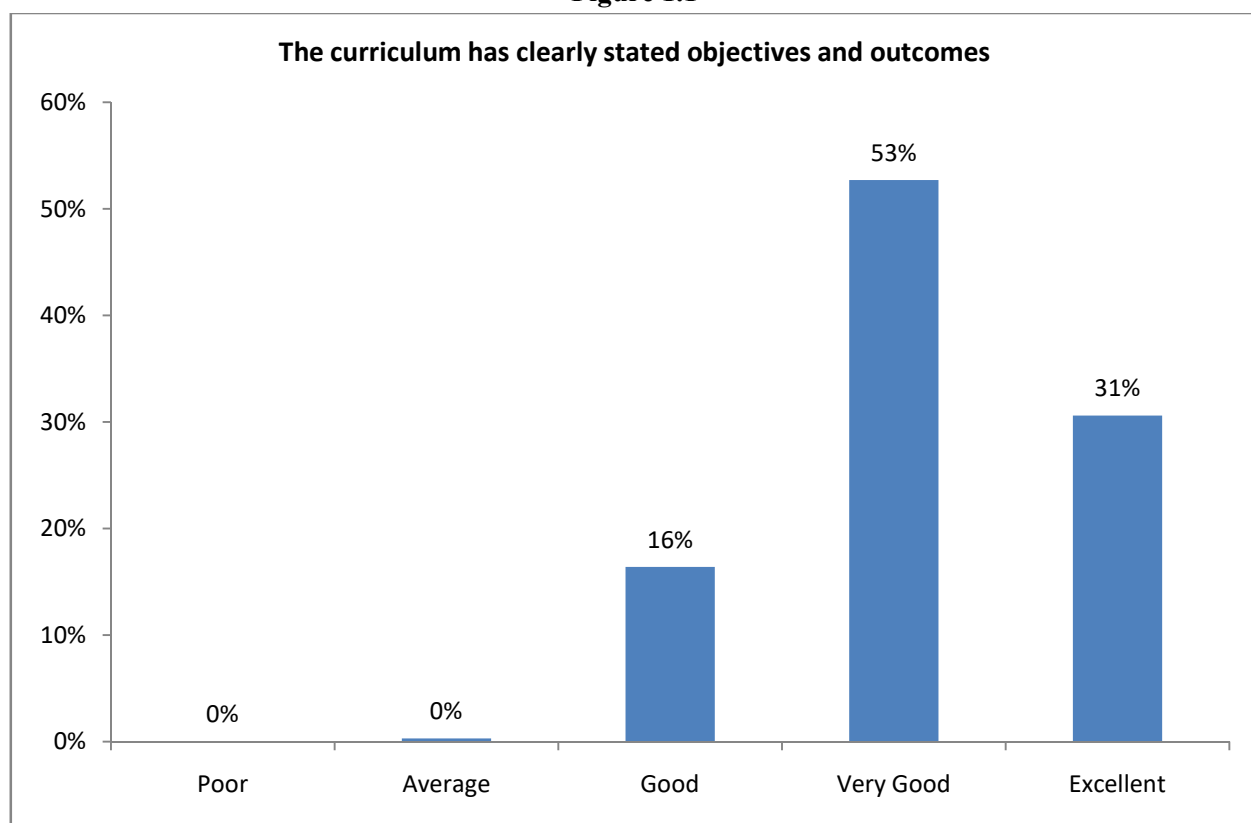


Figure 1.1 clearly indicates that 31% have rated Excellent, 53% have rated Very Good, and 16% have rated Good in providing feedback regarding -The curriculum has clearly stated objectives and outcomes.

**Q2. The course curriculum is innovative, multi-disciplinary, well-designed, skill-oriented and useful.**

**Table 1.2**

<b>Likert Scale Parameters</b>	<b>Percentage Opted</b>
<b>Poor</b>	0%
<b>Average</b>	1%
<b>Good</b>	17%
<b>Very Good</b>	49%
<b>Excellent</b>	34%

**Figure 1.2**

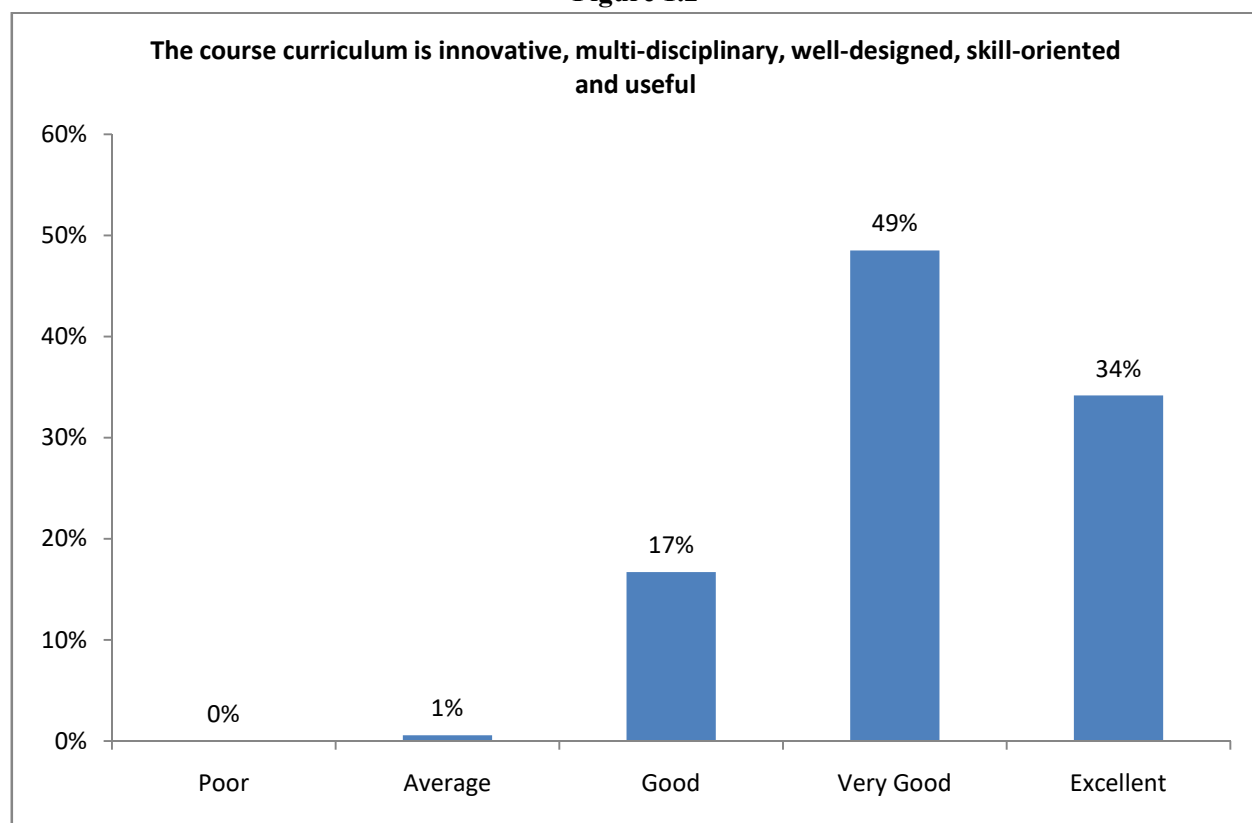


Figure 1.2 clearly indicates that 34% have rated Excellent, 49% have rated Very Good, 17% have rated Good and 1% as Average in providing feedback regarding -The course curriculum is innovative, multi-disciplinary, well-designed, skill-oriented and useful.

**Q3. The curriculum encourages interactions, participation, group discussions and peer-learning in the class.**

**Table 1.3**

<b>Likert Scale Parameters</b>	<b>Percentage Opted</b>
<b>Poor</b>	0%
<b>Average</b>	1%
<b>Good</b>	22%
<b>Very Good</b>	41%
<b>Excellent</b>	37%

**Figure 1.3**

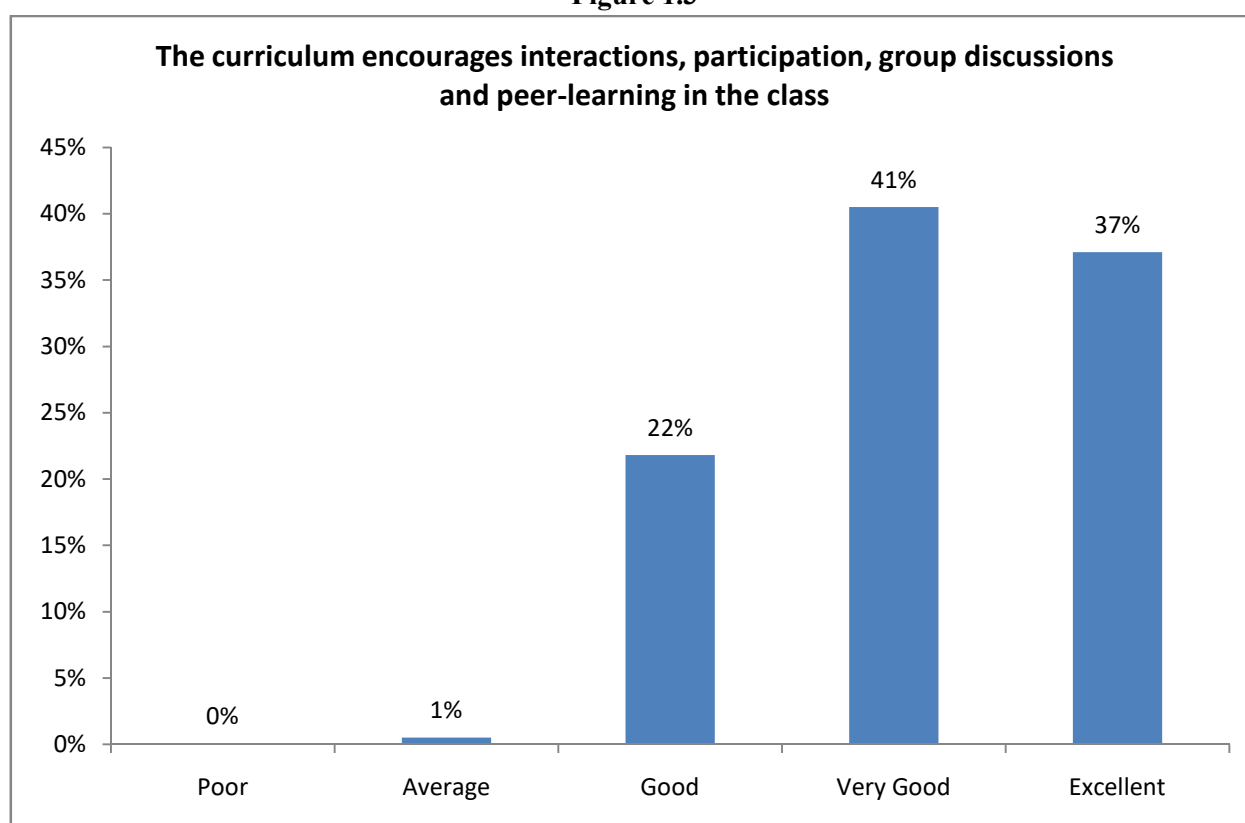


Figure 1.3 clearly indicates that 37% have rated Excellent, 41% have rated Very Good, 22% have rated Good and 1% as Average in providing feedback regarding -The curriculum encourages interactions, participation, group discussions and peer-learning in the class.

**Q4. The curriculum focuses on career planning and communication skills.**

**Table 1.4**

Likert Scale Parameters	Percentage Opted
Poor	0%
Average	0%
Good	20%
Very Good	43%
Excellent	36%

**Figure 1.4**

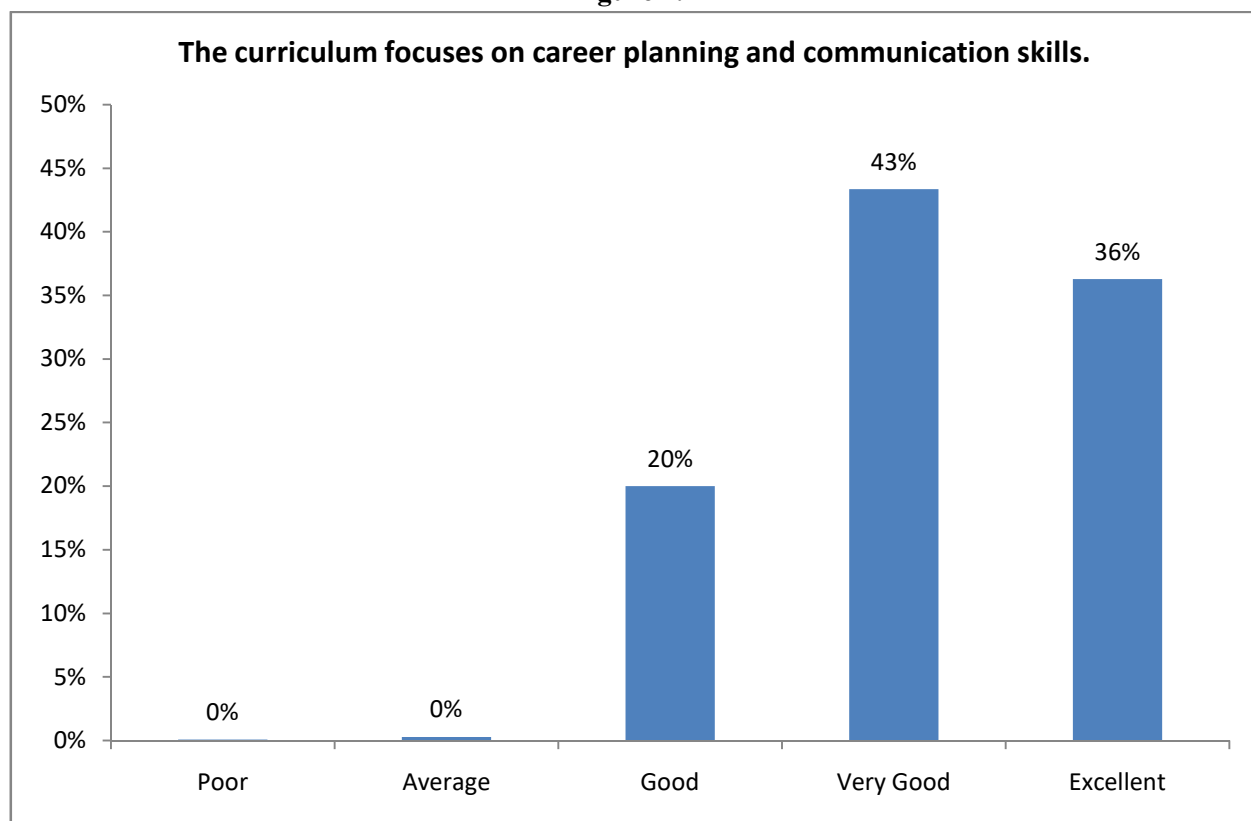


Figure 1.4 clearly indicates that 36% have rated Excellent, 43% have rated Very Good, and 20% have rated Good in providing feedback regarding -The curriculum focuses on career planning and communication skills.



**Q5. Do you believe that your course curriculum helps to understand your community and culture?**

**Table 1.5**

<b>Likert Scale Parameters</b>	<b>Percentage Opted</b>
<b>Poor</b>	0%
<b>Average</b>	0%
<b>Good</b>	19%
<b>Very Good</b>	45%
<b>Excellent</b>	35%

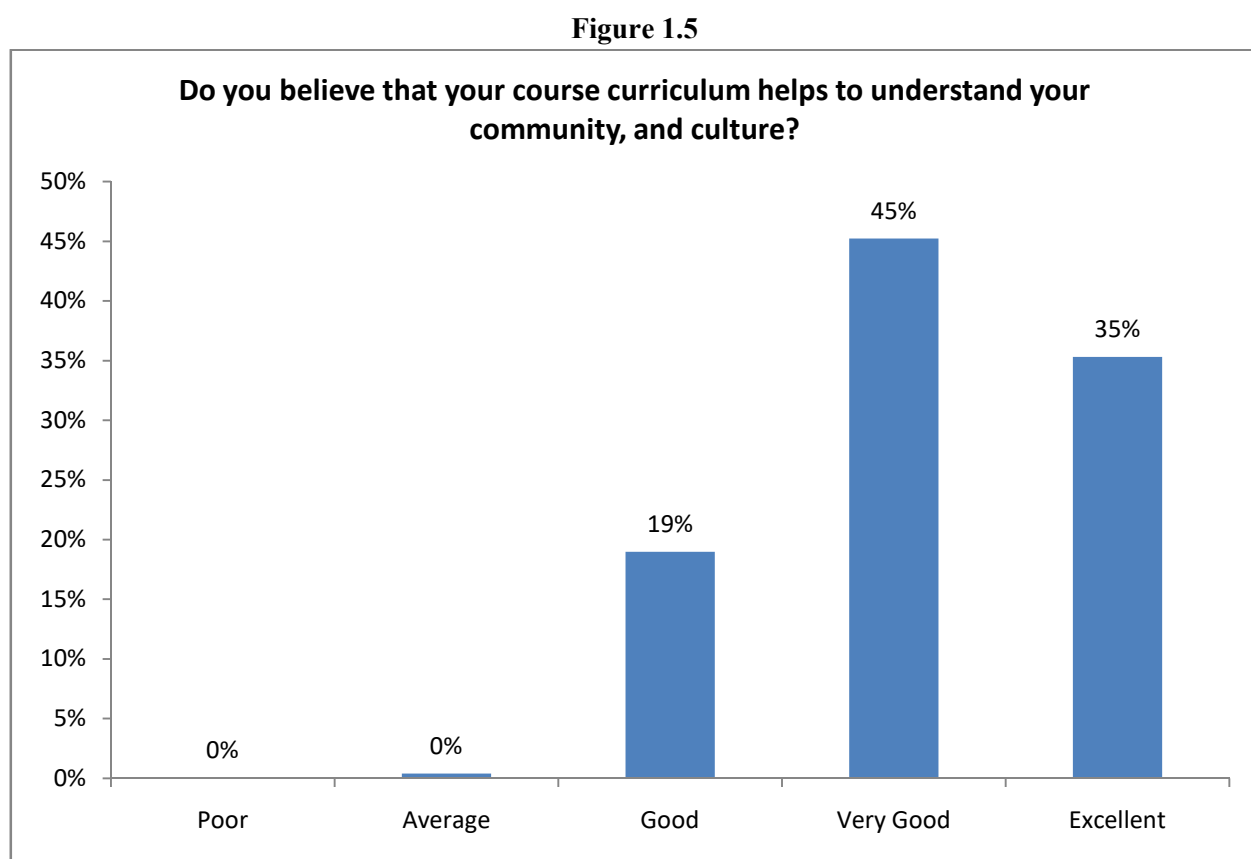


Figure 1.5 clearly indicates that 35% have rated Excellent, 45% have rated Very Good, and 19% have rated Good in providing feedback regarding -Do you believe that your course curriculum helps to understand your community and culture?

**Q6. The curriculum encourages the use of ICT.**

**Table 1.6**

<b>Likert Scale Parameters</b>	<b>Percentage Opted</b>
<b>Poor</b>	0%
<b>Average</b>	0%
<b>Good</b>	20%
<b>Very Good</b>	46%
<b>Excellent</b>	33%

**Figure 1.6**

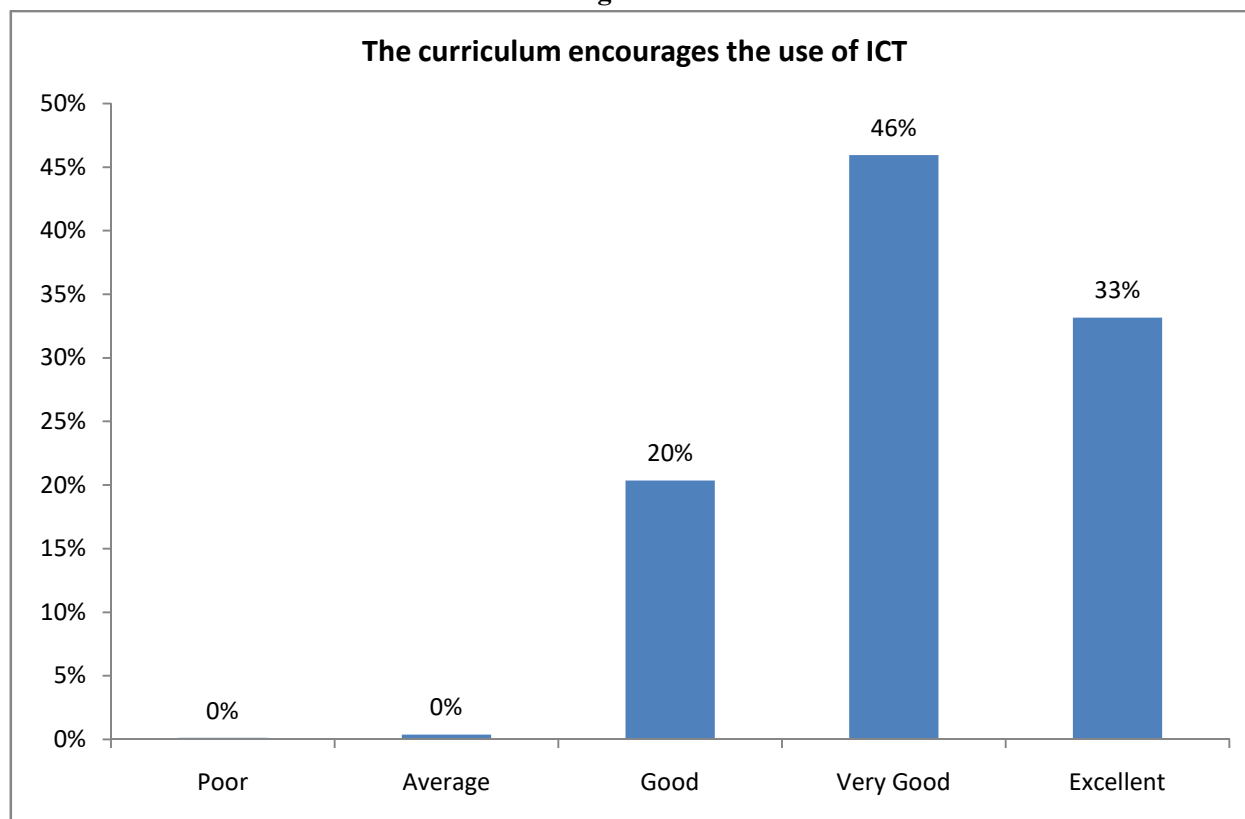


Figure 1.6 clearly indicates that 33% have rated Excellent, 46% have rated Very Good, and 20% have rated Good in providing feedback regarding -The curriculum encourages the use of ICT.

**Q7. The faculty finishes the course curriculum in time.**

**Table 1.7**

<b>Likert Scale Parameters</b>	<b>Percentage Opted</b>
<b>Poor</b>	0%
<b>Average</b>	0%
<b>Good</b>	18%
<b>Very Good</b>	41%
<b>Excellent</b>	41%

**Figure 1.7**

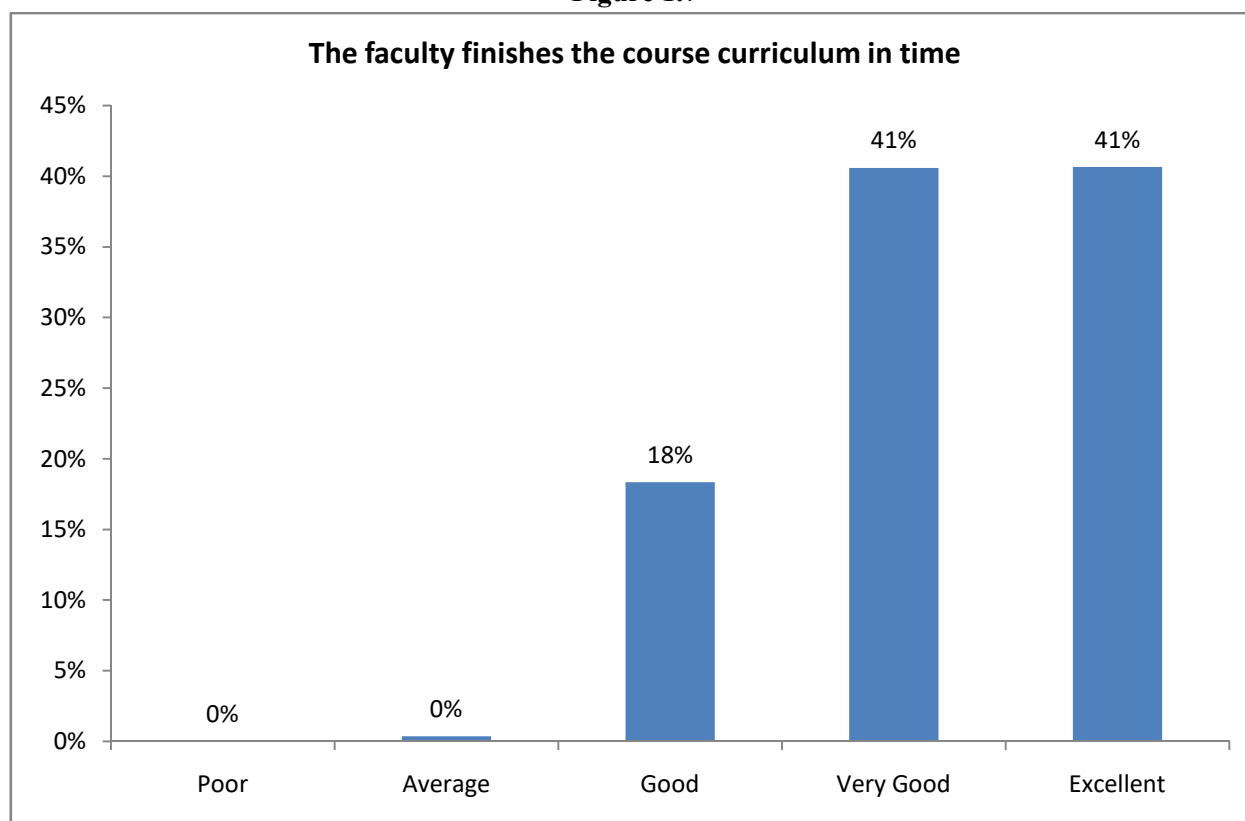


Figure 1.7 clearly indicates that 41% have rated Excellent, 41% have rated Very Good, and 18% have rated Good in providing feedback regarding - The faculty finishes the course curriculum in time.

**Q8. The curriculum focuses on real-life situations.**

**Table 1.8**

<b>Likert Scale Parameters</b>	<b>Percentage Opted</b>
<b>Poor</b>	0%
<b>Average</b>	0%
<b>Good</b>	18%
<b>Very Good</b>	45%
<b>Excellent</b>	36%

**Figure 1.8**

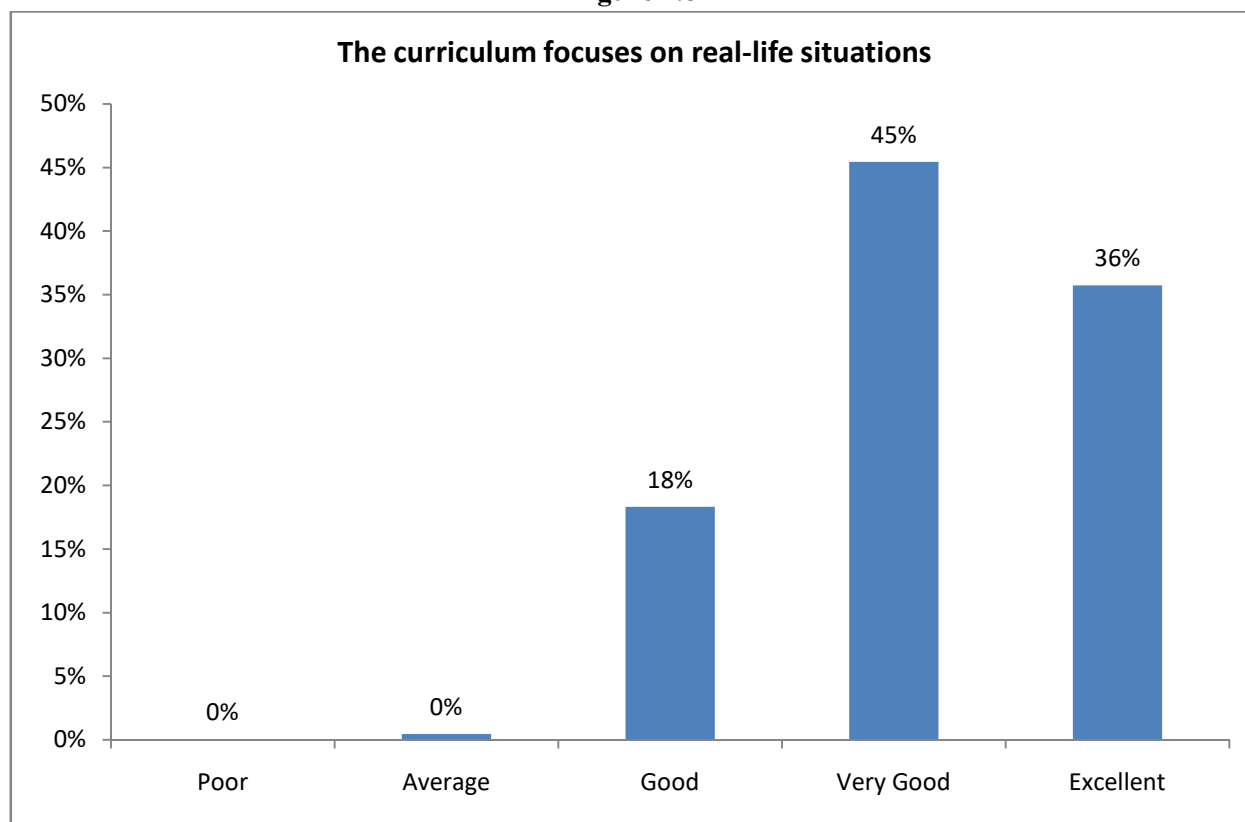


Figure 1.8 clearly indicates that 36% have rated Excellent, 45% have rated Very Good, and 18% have rated Good in providing feedback regarding -The curriculum focuses on real-life situations.

**Q9. The curriculum focuses on experiential learning.**

**Table 1.9**

<b>Likert Scale Parameters</b>	<b>Percentage Opted</b>
<b>Poor</b>	0%
<b>Average</b>	1%
<b>Good</b>	24%
<b>Very Good</b>	43%
<b>Excellent</b>	32%

**Figure 1.9**

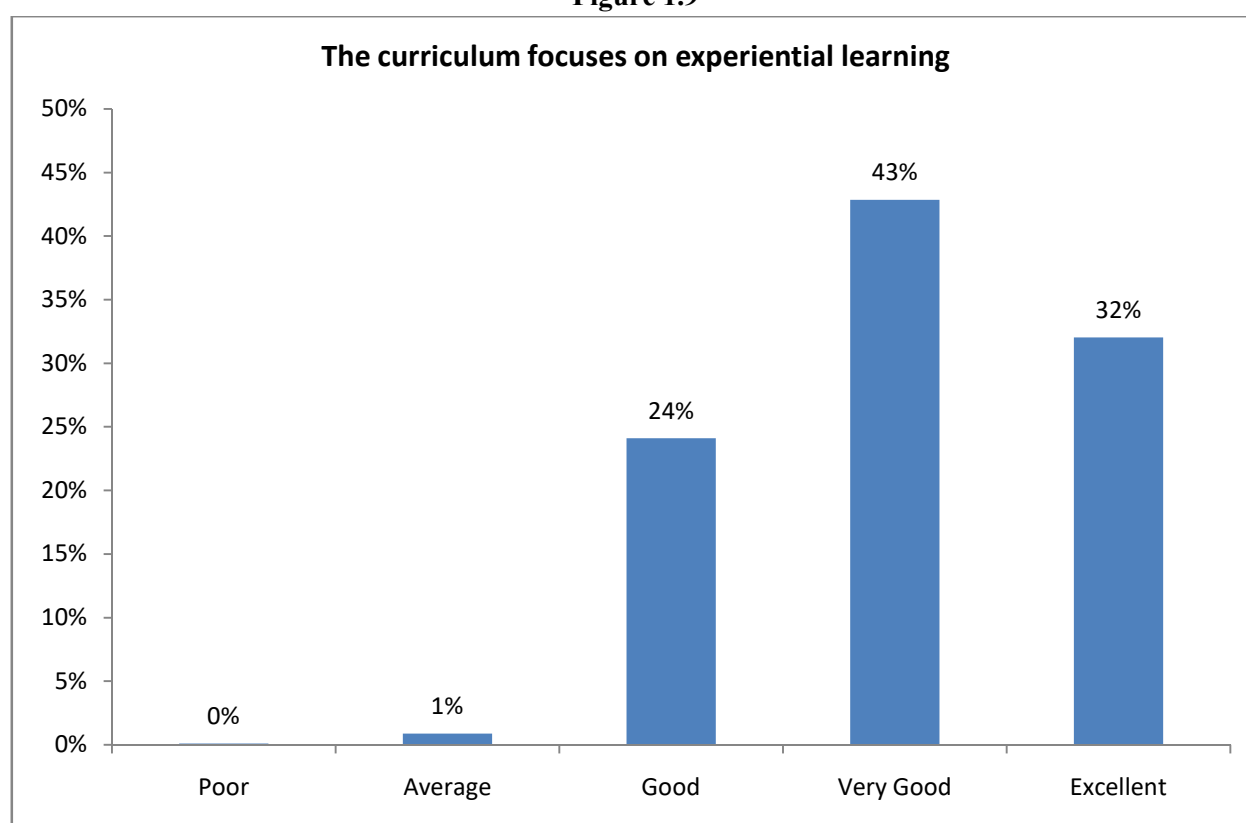


Figure 1.9 clearly indicates that 32% have rated Excellent, 43% have rated Very Good, 24% have rated Good and 1% as Average in providing feedback regarding - The curriculum focuses on experiential learning.

**Q10. The curriculum focuses on co-curricular activities and extramural lectures.**

**Table 1.10**

Likert Scale Parameters	Percentage Opted
Poor	0%
Average	1%
Good	22%
Very Good	44%
Excellent	33%

**Figure 1.10**

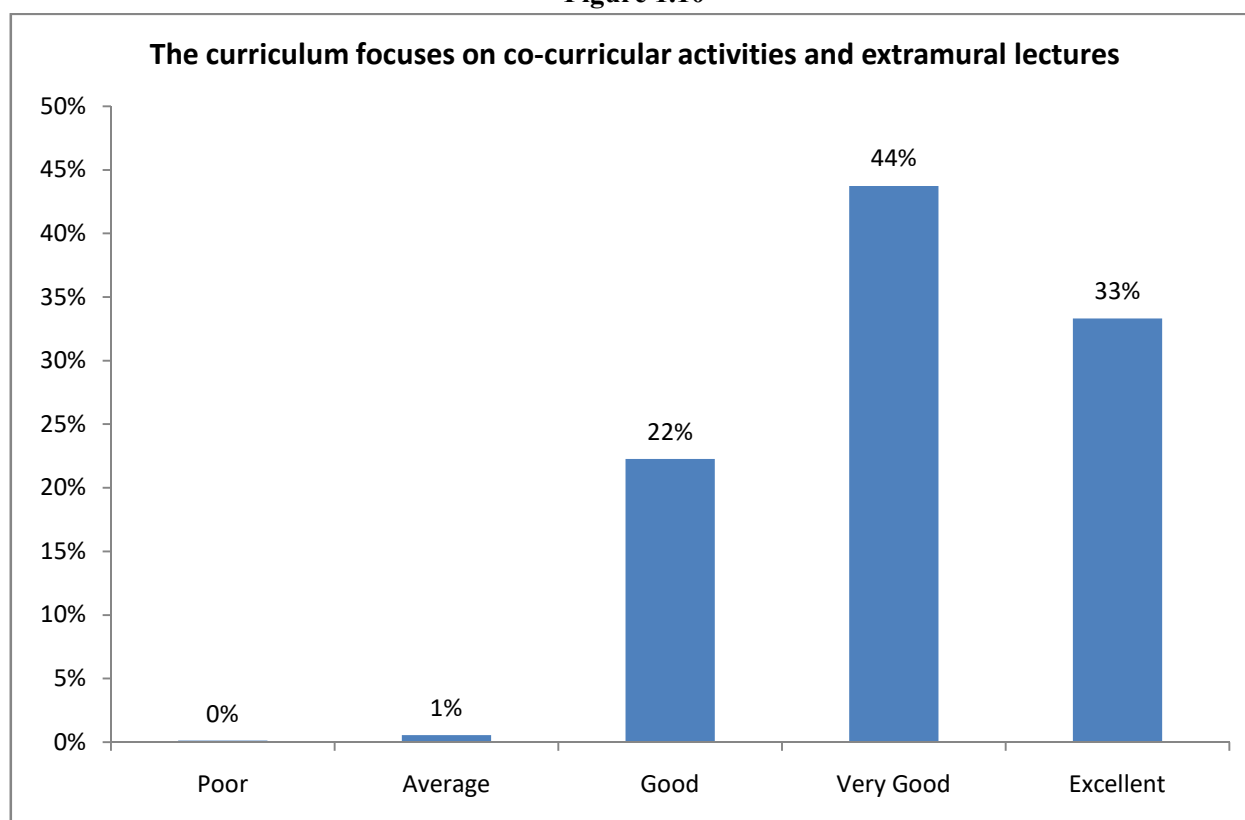


Figure 1.10 clearly indicates that 33% have rated Excellent, 44% have rated Very Good, 22% have rated Good and 1% as Average in providing feedback regarding - The curriculum focuses on co-curricular activities and extramural lectures.

**Recommendations:**

Based on the responses from the students, it is recommended that the curriculum requires revision including introduction of new and advance areas of study with the objective of enhancing the capabilities. Further, it was also recommended that the revision should focus on programme outcomes, innovation and skills. More emphasis should be laid on practical-based learning and more use of ICT enabled teaching to enrich the curriculum.

## 2. Feedback from Faculty on Curriculum

---

The Faculty Feedback conducted as per the provisional requirements were consolidated and summary along with graph was prepared as below.

Sl.No.	Statements	Responses
1	The curriculum focuses on clear objectives and outcomes, and interdisciplinary approach	Excellent/ Very Good/ Good/ Average/ Poor
2	The curriculum encourages team participation and communication skills	Excellent/ Very Good/ Good/ Average/ Poor
3	The curriculum focuses to understand about community and culture	Excellent/ Very Good/ Good/ Average/ Poor
4	The curriculum focuses on digital technology	Excellent/ Very Good/ Good/ Average/ Poor
5	The curriculum focuses on problem-solving	Excellent/ Very Good/ Good/ Average/ Poor
6	The curriculum focuses on real-life situations	Excellent/ Very Good/ Good/ Average/ Poor
7	The curriculum focuses on experiential learning	Excellent/ Very Good/ Good/ Average/ Poor



**Q1. The curriculum focuses on clear objectives and outcomes, and an interdisciplinary approach.**

**Table 2.1**

<b>Likert Scale Parameters</b>	<b>Percentage Opted</b>
<b>Poor</b>	0%
<b>Average</b>	0%
<b>Good</b>	16%
<b>Very Good</b>	47%
<b>Excellent</b>	37%

**Figure 2.1**

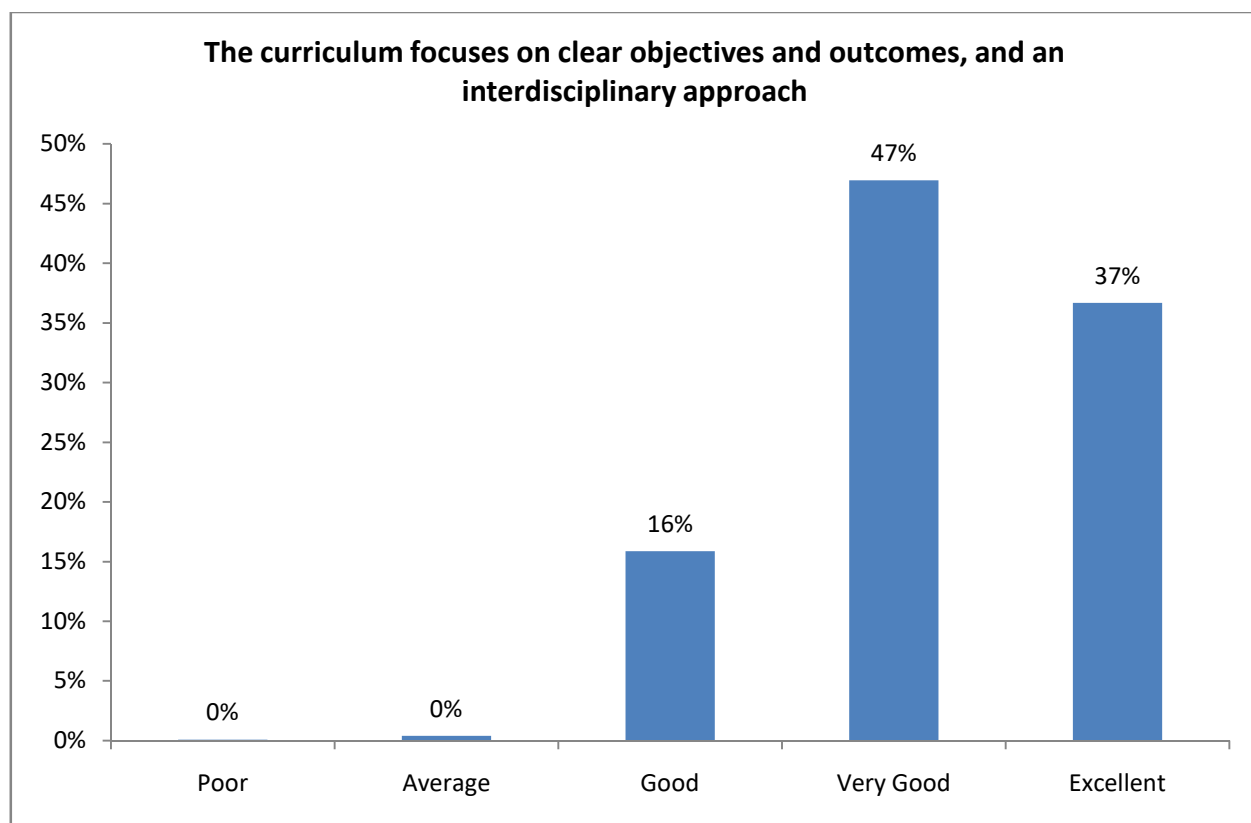


Figure 2.1 clearly indicates that 37% have rated Excellent, 47% have rated Very Good, and 16% have rated Good in providing feedback regarding -The curriculum focuses on clear objectives and outcomes and an interdisciplinary approach.

**Q2. The curriculum encourages team participation and communication skills.**

**Table 2.2**

<b>Likert Scale Parameters</b>	<b>Percentage Opted</b>
<b>Poor</b>	0%
<b>Average</b>	2%
<b>Good</b>	22%
<b>Very Good</b>	41%
<b>Excellent</b>	35%

**Figure 2.2**

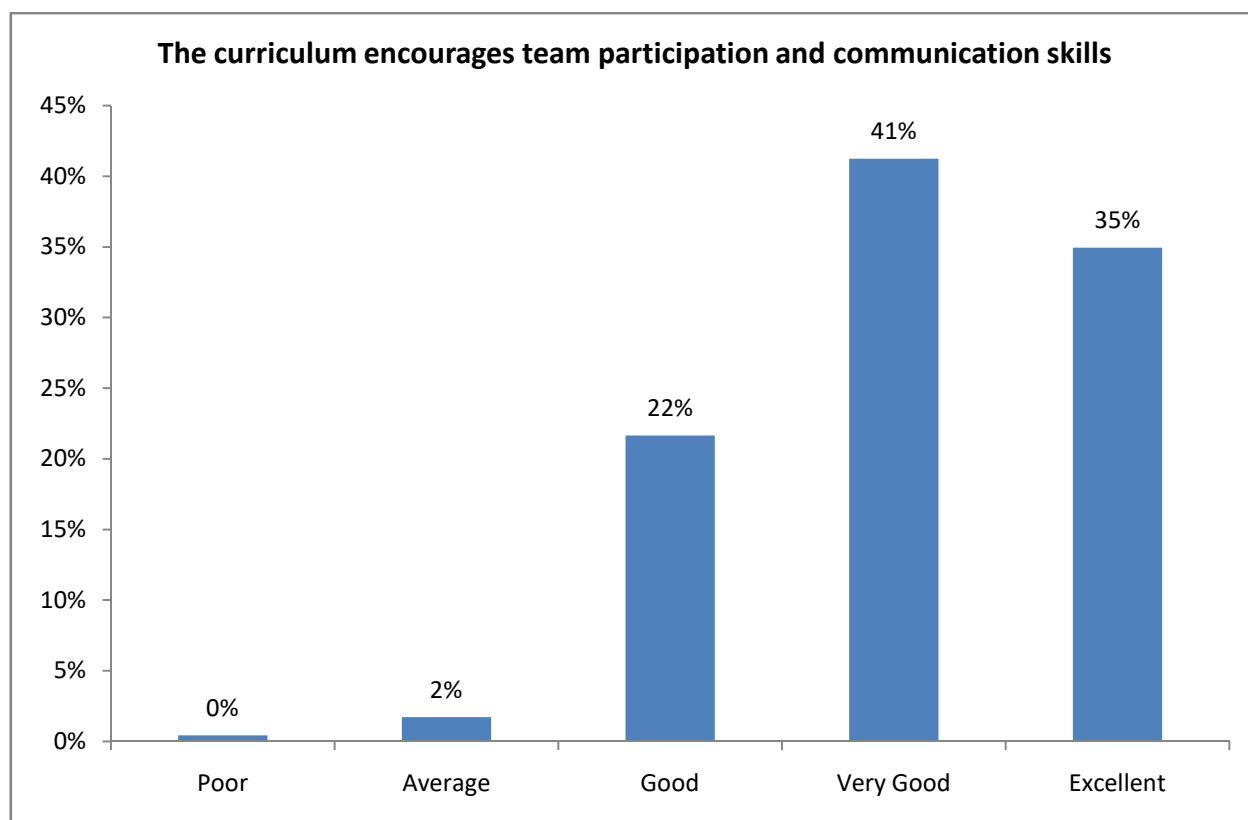


Figure 2.2 clearly indicates that 35% have rated Excellent, 41% have rated Very Good, 22% have rated Good and 2% as Average in providing feedback regarding -The curriculum encourages team participation and communication skills.

**Q3. The curriculum focuses to understand about community and culture.**

**Table 2.3**

<b>Likert Scale Parameters</b>	<b>Percentage Opted</b>
<b>Poor</b>	0%
<b>Average</b>	0%
<b>Good</b>	17%
<b>Very Good</b>	43%
<b>Excellent</b>	40%

**Figure 2.3**

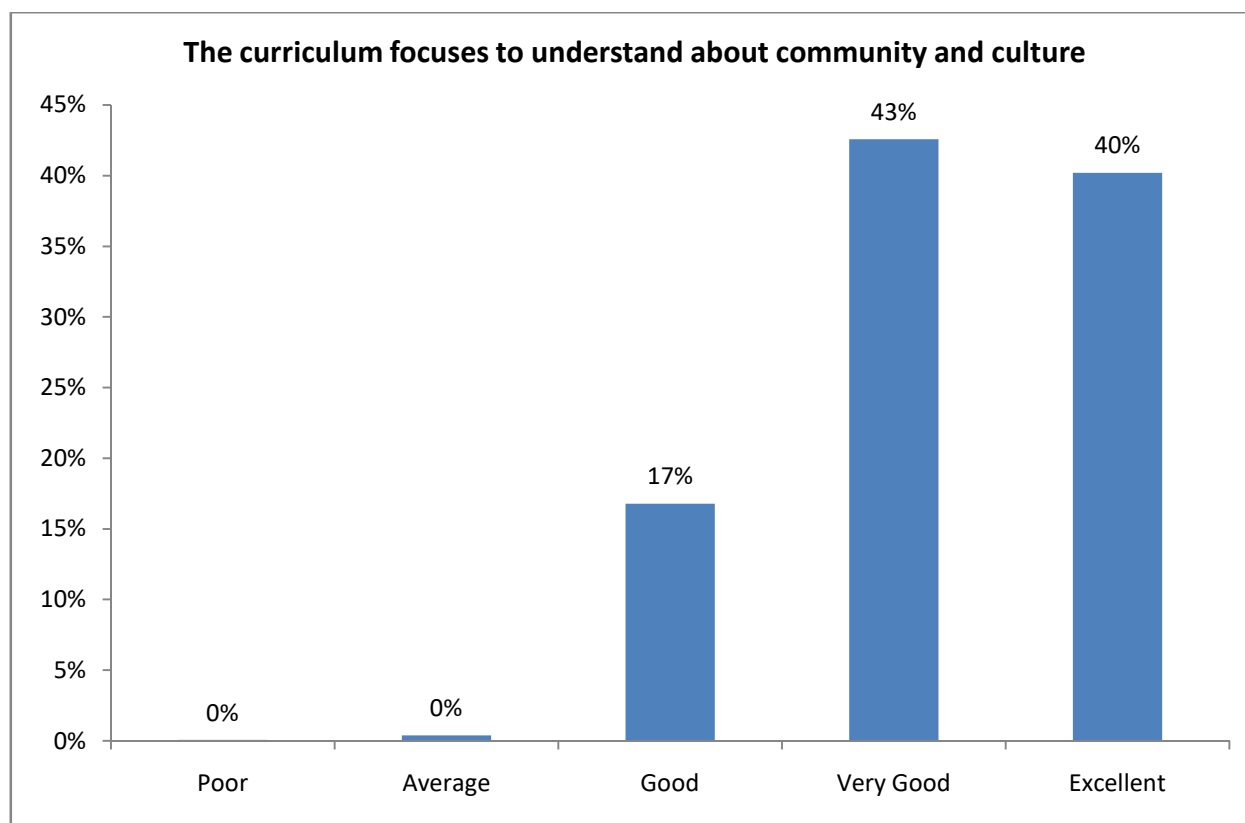


Figure 2.3 clearly indicates that 40% have rated Excellent, 43% have rated Very Good, and 17% have rated Good in providing feedback regarding –The curriculum focuses to understand about community and culture.

**Q4. The curriculum focuses on digital technology.**

**Table 2.4**

<b>Likert Scale Parameters</b>	<b>Percentage Opted</b>
<b>Poor</b>	0%
<b>Average</b>	0%
<b>Good</b>	20%
<b>Very Good</b>	43%
<b>Excellent</b>	37%

**Figure 2.4**

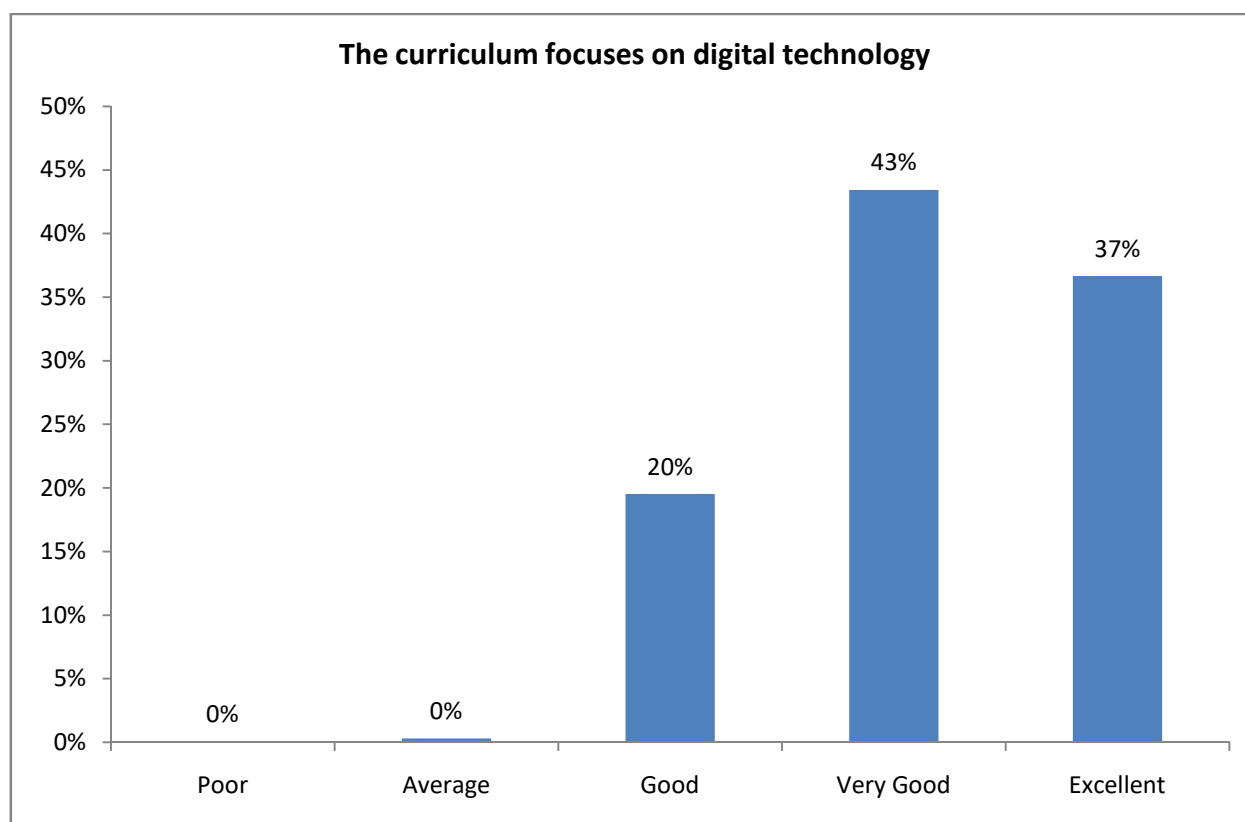


Figure 2.4 clearly indicates that 37% have rated Excellent, 43% have rated Very Good, and 20% have rated Good in providing feedback regarding -The curriculum focuses on digital technology.

**Q5. The curriculum focuses on problem-solving.**

**Table 2.5**

<b>Likert Scale Parameters</b>	<b>Percentage Opted</b>
<b>Poor</b>	0%
<b>Average</b>	1%
<b>Good</b>	19%
<b>Very Good</b>	45%
<b>Excellent</b>	35%

**Figure 2.5**

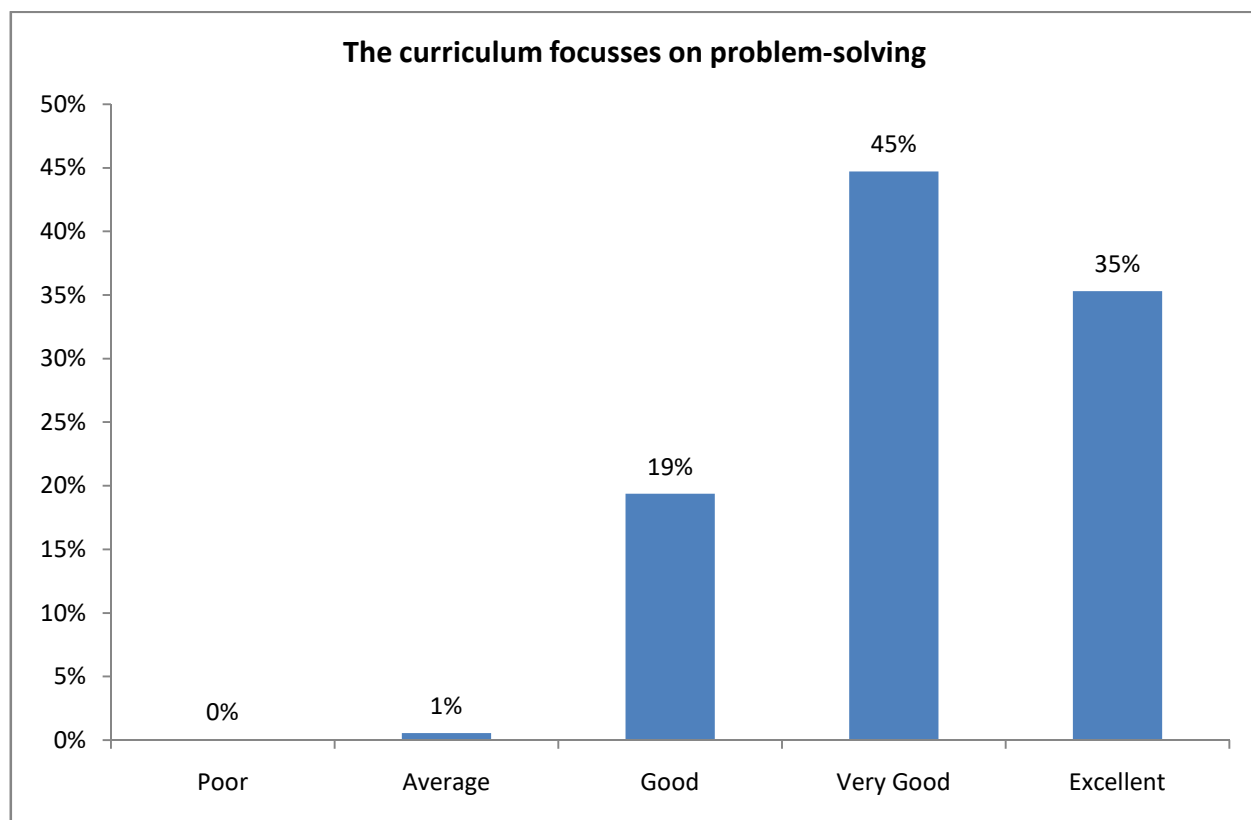


Figure 2.5 clearly indicates that 35% have rated Excellent, 45% have rated Very Good, 19% have rated Good and 1% as Average in providing feedback regarding -The curriculum focuses on problem-solving.

**Q6. The curriculum focuses on real-life situations.**

**Table 2.6**

<b>Likert Scale Parameters</b>	<b>Percentage Opted</b>
<b>Poor</b>	0%
<b>Average</b>	0%
<b>Good</b>	16%
<b>Very Good</b>	41%
<b>Excellent</b>	42%

**Figure 2.6**

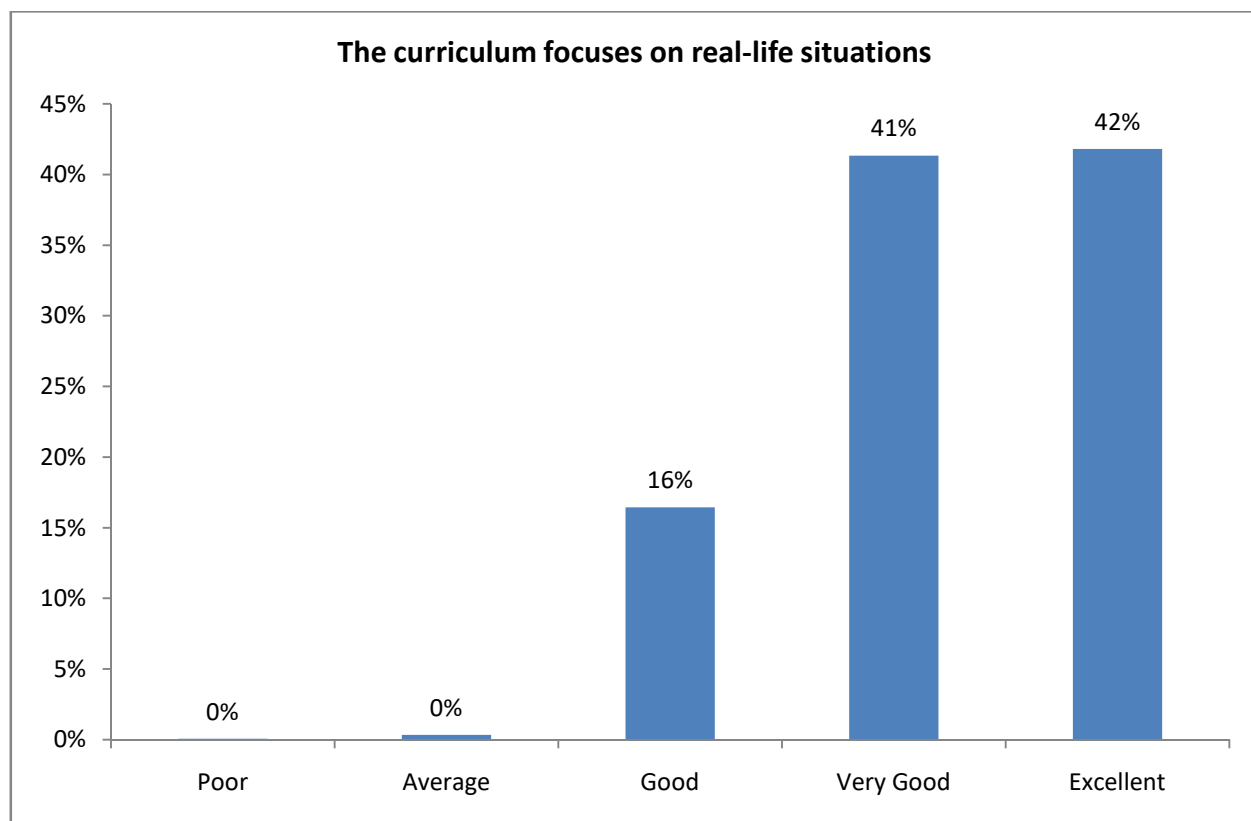


Figure 2.6 clearly indicates that 42% have rated Excellent, 41% have rated Very Good, and 16% have rated Good in providing feedback regarding - The curriculum focuses on real-life situations.

**Q7. The curriculum focuses on experiential learning.**

**Table 2.7**

Likert Scale Parameters	Percentage Opted
Poor	0%
Average	1%
Good	24%
Very Good	43%
Excellent	32%

**Figure 2.7**

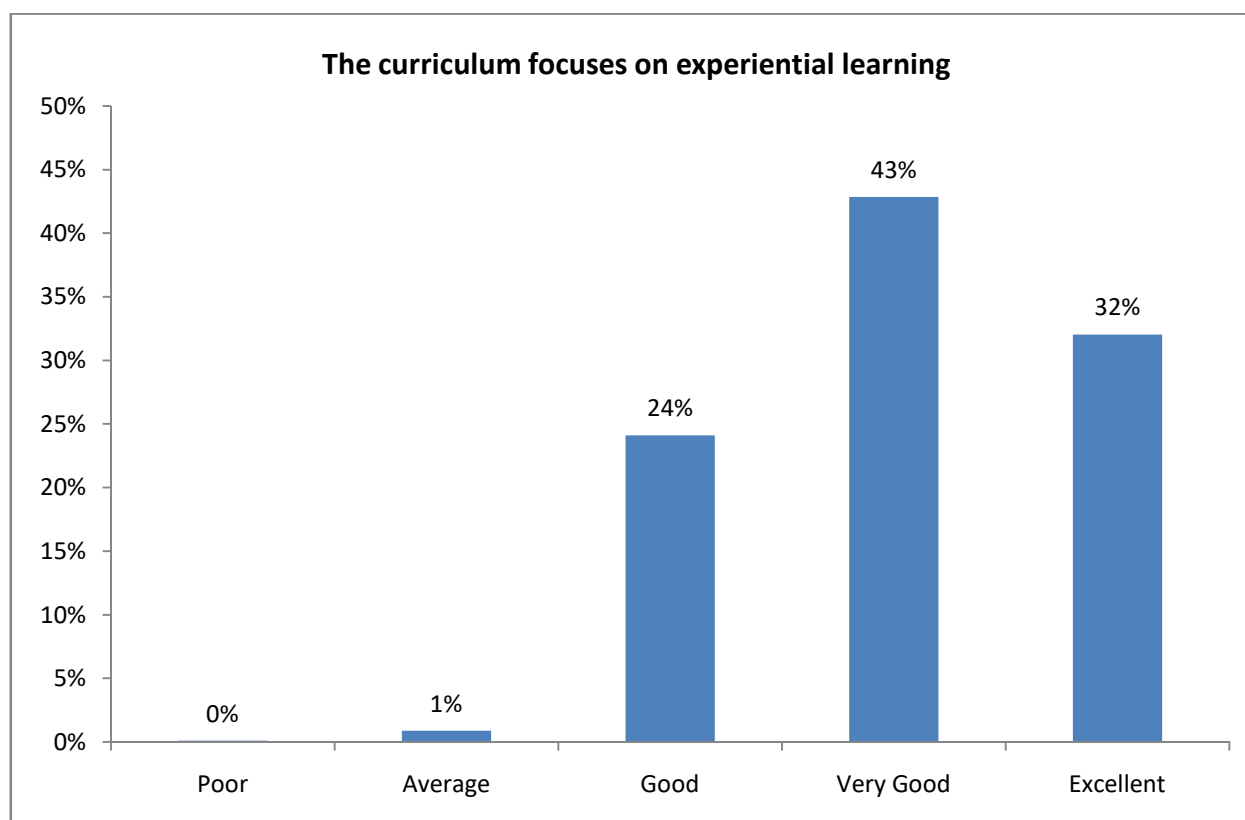


Figure 2.7 clearly indicates that 32% have rated Excellent, 43% have rated Very Good, 24% have rated Good and 1% as Average in providing feedback regarding -The curriculum focuses on experiential learning.

**Recommendations:**The curriculum was found to be well-structured, however it was recommended that there is need for inclusion of student development programmes, and research skills in the curriculum. Further, revision needs to be carried out by evaluating course outcomes and find means for enhancement of curriculum.

### 3. Feedback from Alumni on Curriculum

---

The Alumni Feedback were consolidated and summary along with graphs was prepared as below.

Sl.No.	Statements	Responses
1	The course curriculum focuses on objectives and outcomes	Excellent/ Very Good/ Good/ Average/ Poor
2	The curriculum focuses problem-solving and real-life	Excellent/ Very Good/ Good/ Average/ Poor
3	The curriculum focuses on skills	Excellent/ Very Good/ Good/ Average/ Poor
4	The curriculum focuses on ICT enabled teaching	Excellent/ Very Good/ Good/ Average/ Poor
5	The curriculum focuses on creating job opportunities	Excellent/ Very Good/ Good/ Average/ Poor



**Q1. The course curriculum focuses on objectives and outcomes.**

**Table - 3.1**

<b>Likert Scale Parameters</b>	<b>Percentage Opted</b>
<b>Poor</b>	0%
<b>Average</b>	0%
<b>Good</b>	6%
<b>Very Good</b>	46%
<b>Excellent</b>	48%

**Figure 3.1**

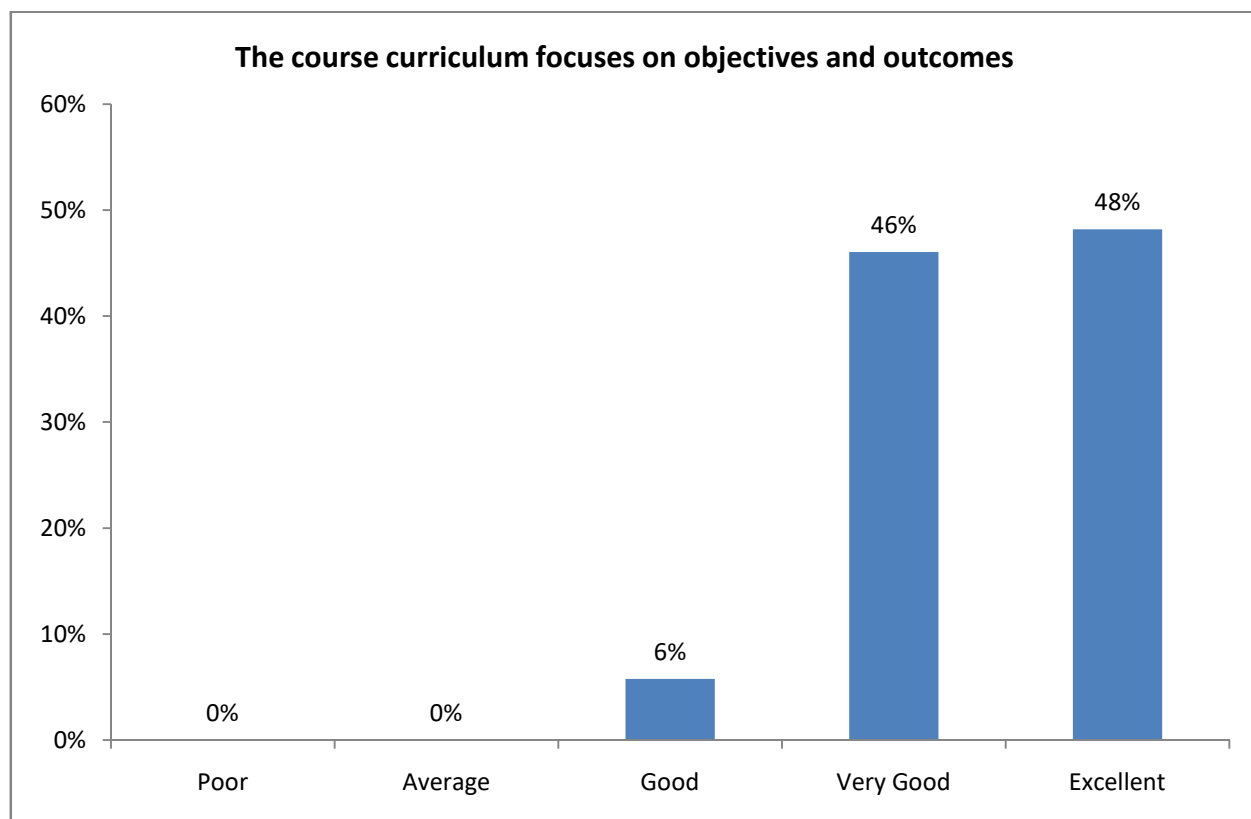


Figure 3.1 clearly indicates that 48% have rated Excellent, 46% have rated Very Good, and 6% have rated Good while providing feedback regarding objectives and outcomes.

**Q2. The curriculum focuses problem-solving and real-life situations.**

**Table 3.2**

<b>Likert Scale Parameters</b>	<b>Percentage Opted</b>
<b>Poor</b>	0%
<b>Average</b>	0%
<b>Good</b>	12%
<b>Very Good</b>	47%
<b>Excellent</b>	42%

**Figure 3.2**

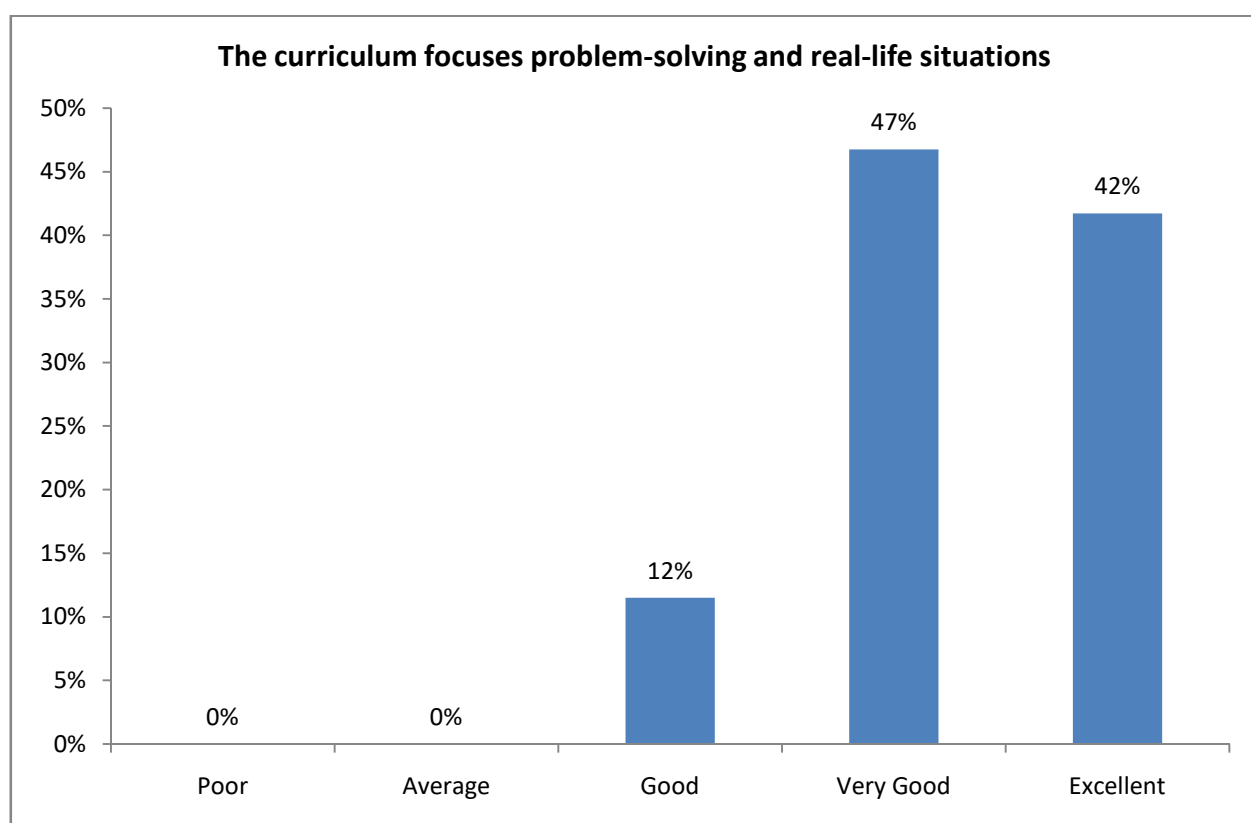


Figure 3.2 clearly indicates that 42% have rated Excellent, 47% have rated Very Good, and 12% have rated Good in providing feedback on problem-solving and real-life situations.

**Q3. The curriculum focuses on skills.**

**Table 3.3**

Likert Scale Parameters	Percentage Opted
Poor	0%
Average	0%
Good	7%
Very Good	41%
Excellent	52%

**Figure 3.3**

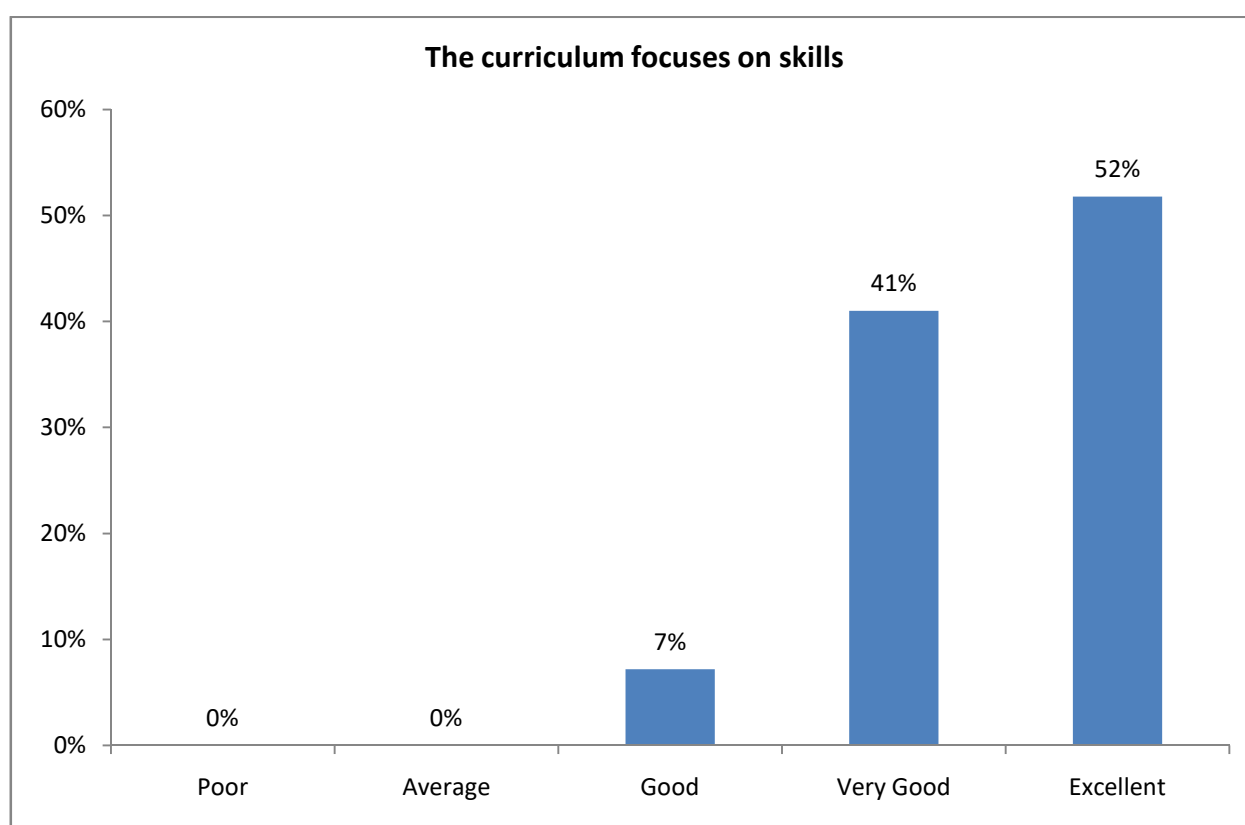


Figure 3.3 clearly indicates that 52% have rated Excellent, 41% have rated Very Good, and 7% have rated Good in providing feedback regarding - The curriculum focuses on skills.

**Q4. The curriculum focuses on ICT enabled teaching.**

**Table 3.4**

<b>Likert Scale Parameters</b>	<b>Percentage Opted</b>
<b>Poor</b>	0%
<b>Average</b>	0%
<b>Good</b>	7%
<b>Very Good</b>	42%
<b>Excellent</b>	50%

**Figure 3.4**

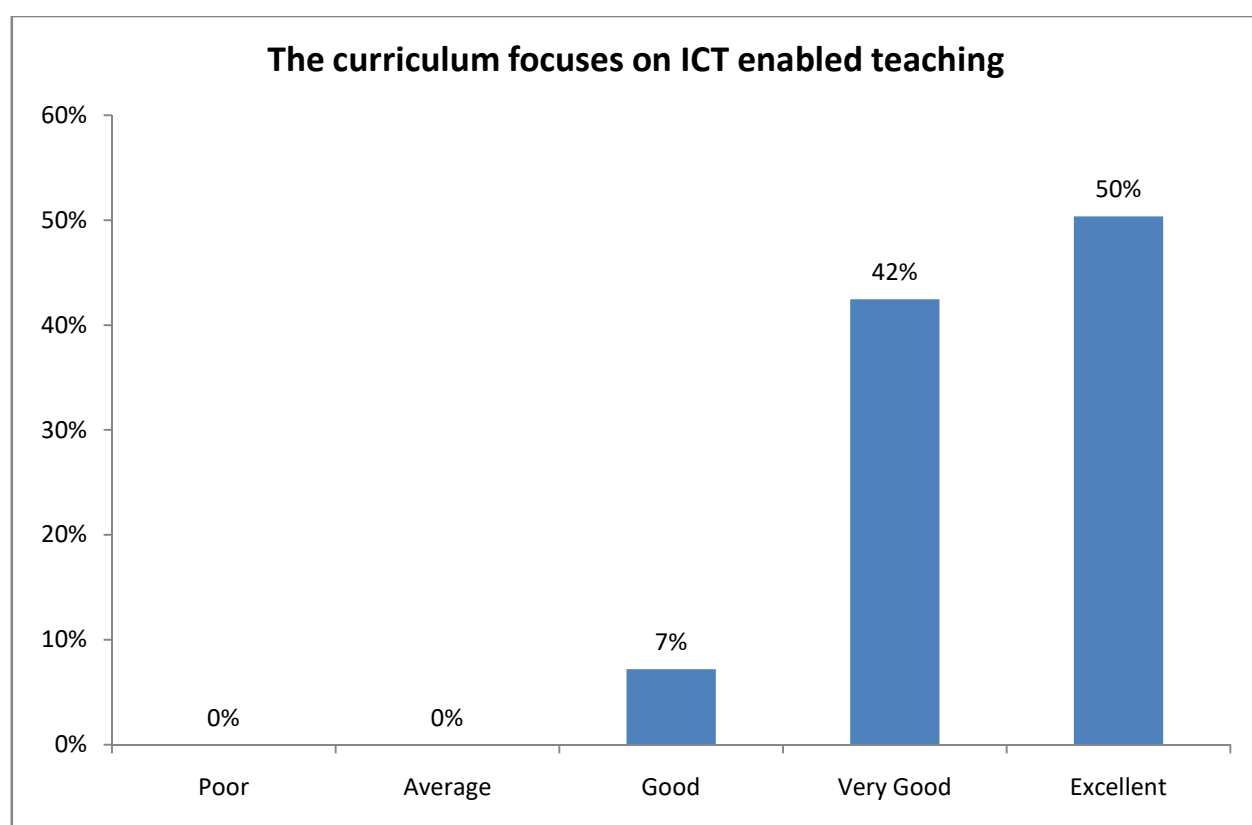


Figure 3.4 clearly indicates that 50% have rated Excellent, 42% have rated Very Good, and 7% have rated Good in providing feedback regarding ICT enabled teaching.

**Q5. The curriculum focusses on creating job opportunities.**

**Table 3.5**

Likert Scale Parameters	Percentage Opted
Poor	0%
Average	0%
Good	8%
Very Good	45%
Excellent	47%

**Figure 3.5**

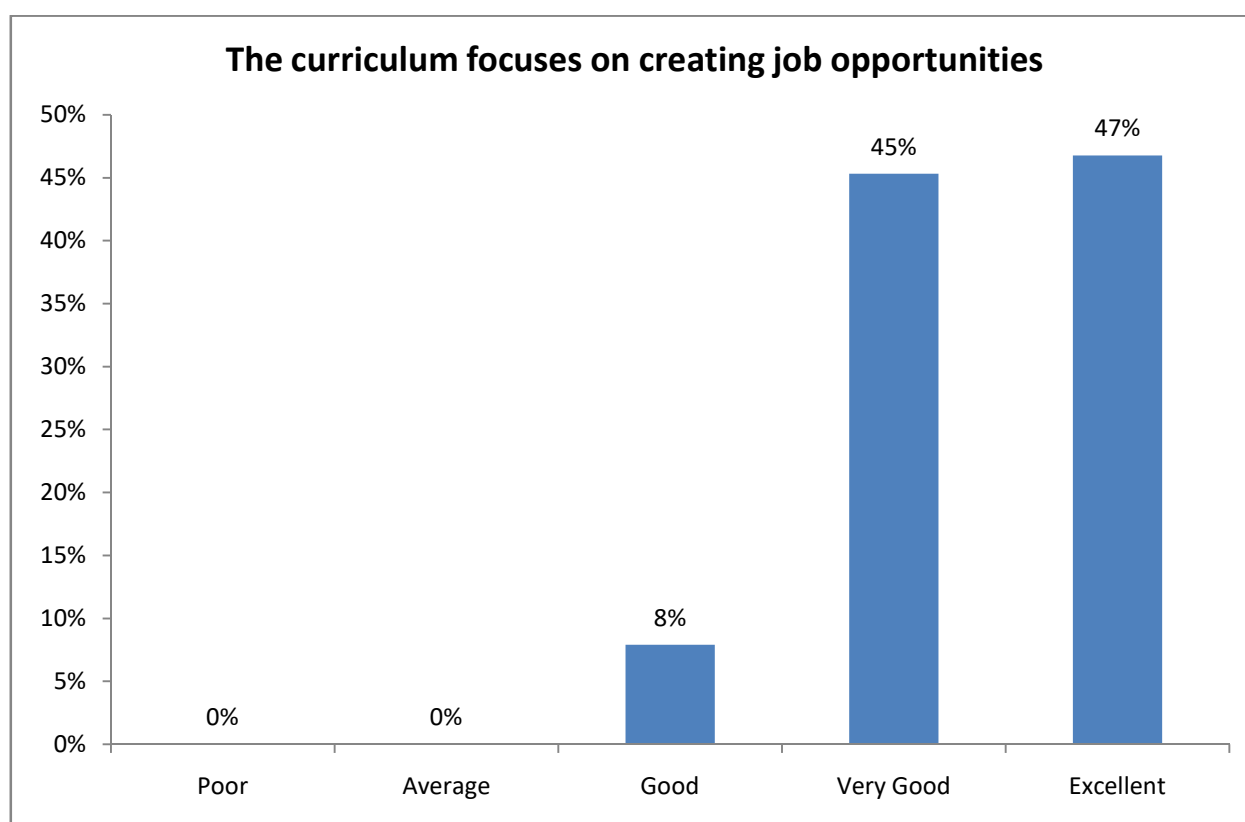


Figure 3.5 clearly indicates that 47% have rated Excellent, 45% have rated Very Good, and 8% have rated Good in providing feedback regarding creating job opportunities.

**Recommendations:** Although the alumni have expressed satisfaction regarding the curriculum however, as per the suggestions received by the alumni the curriculum requires to be evaluated from the perspective of creating job opportunities.

#### 4. Feedback from Employer on Curriculum

The Employer Feedback were consolidated and summary along with graphs was prepared as below.

Sl. No	Statements	Responses
1	The curriculum focuses on digital knowledge.	Excellent/ Very Good/ Good/ Average/ Poor
2	The curriculum focuses on leadership, co-operation, teamwork, and communication skills.	Excellent/ Very Good/ Good/ Average/ Poor
3	The curriculum focuses on regional and international requirements.	Excellent/ Very Good/ Good/ Average/ Poor

##### Q1. The curriculum focuses on digital knowledge.

Table 4.1

Likert Scale Parameters	Percentage Opted
Poor	0%
Average	4%
Good	4%
Very Good	52%
Excellent	40%

Figure 4.1

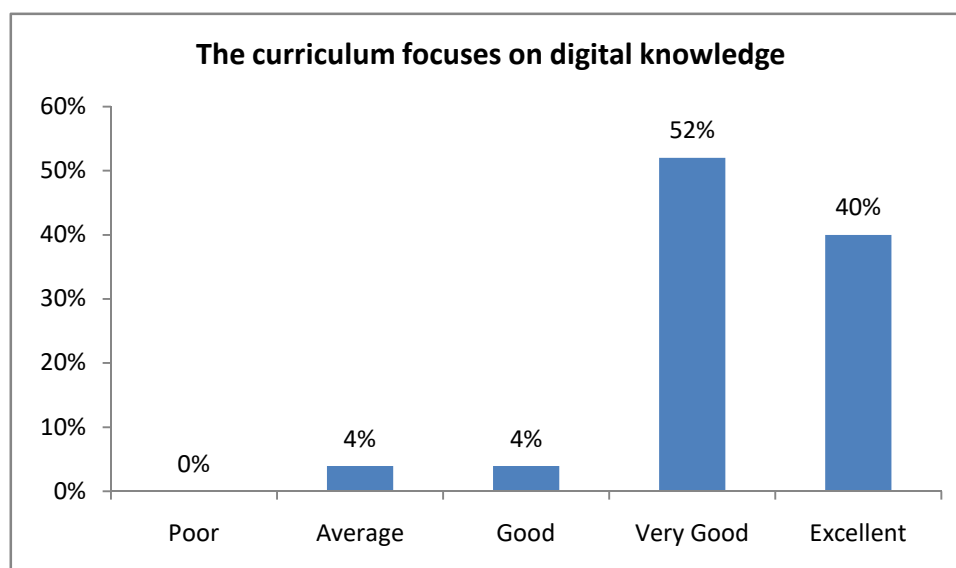


Figure 4.1 clearly indicates that 40% have rated Excellent, 52% have rated Very Good, 4% have rated Good and 4% have rated Average in providing feedback regarding -The curriculum focuses on digital knowledge.

**Q2. The curriculum focuses on leadership, co-operation, teamwork, and communication skills.**

**Table 4.2**

<b>Likert Scale Parameters</b>	<b>Percentage Opted</b>
<b>Poor</b>	0%
<b>Average</b>	2%
<b>Good</b>	2%
<b>Very Good</b>	53%
<b>Excellent</b>	43%

**Figure 4.2**

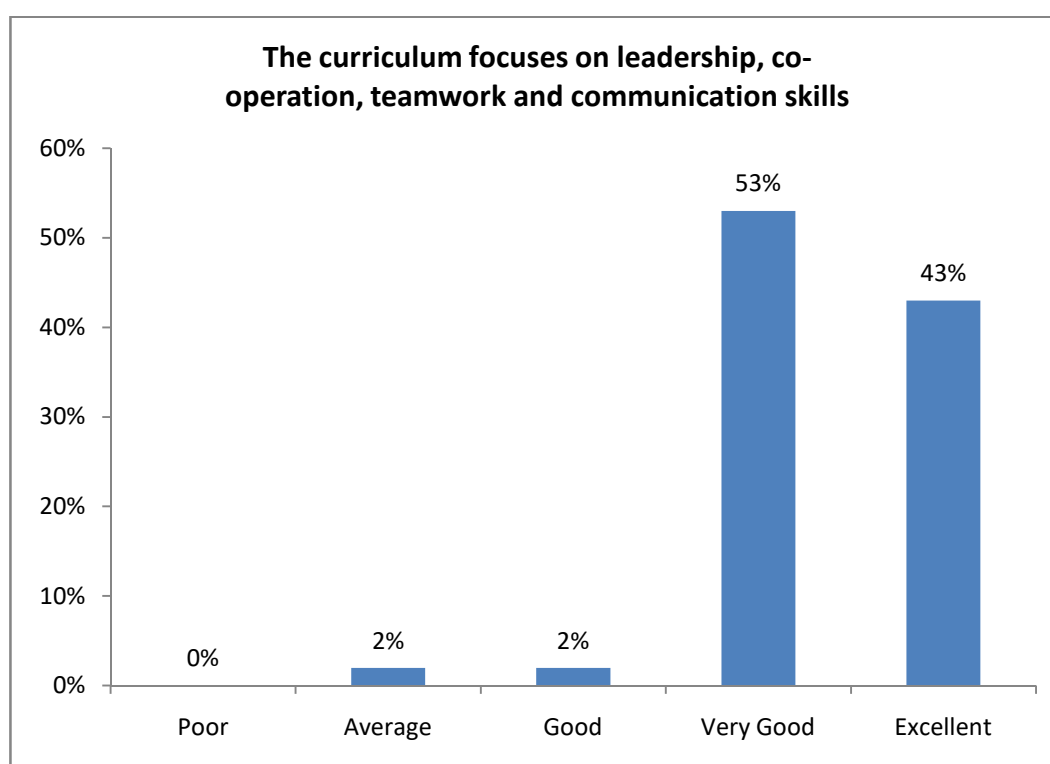


Figure 4.2 clearly indicates that 43% have rated Excellent, 53% have rated Very Good, 2% have rated Good and 2% have rated Average in providing feedback regarding -The curriculum focuses on leadership, co-operation, teamwork and communication skills.

**Q3. The curriculum focuses on regional and international requirements.**

**Table 4.3**

Likert Scale Parameters	Percentage Opted
Poor	0%
Average	4%
Good	2%
Very Good	55%
Excellent	39%

**Figure 4.3**

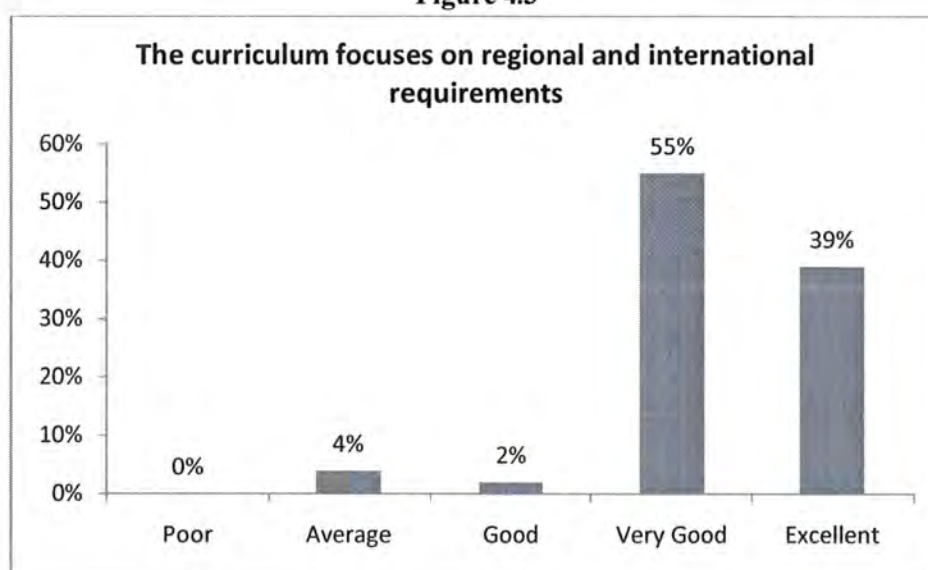





Figure 4.3 clearly indicates that 39% have rated Excellent, 55% have rated Very Good, 2% have rated Good and 4% have rated Average in providing feedback regarding -The curriculum focuses on regional and international requirements.

**Recommendation:** As per the responses from the Employer, the curriculum was found to be satisfactory. It was observed that it requires revision as per regional and international requirements. The employers suggested that more focus should be laid on teamwork, skill development, communication skills and technological advancement. More number of elective papers to be introduced.

  
**Chairperson**  
**Feedback Analysis Committee**  
**KISS Deemed to be University**

  
**Director, IQAC**  
**KISS Deemed to be University**

  
**Registrar**  
**KISS Deemed to be University**  
**REGISTRAR**  
**KISS (Deemed to be University)**  
**BHUBANESWAR**

  
**Vice Chancellor**  
**KISS Deemed to be University**  
**VICE-CHANCELLOR**  
**KISS (Deemed to be University)**  
**BHUBANESWAR**



# FEEDBACK ANALYSIS, RECOMMENDATIONS AND ACTION TAKEN REPORT 2020-2021

## 4. Action Taken Report

Stakeholders' Feedback	Recommendations	Action Taken
<b>Students</b>	Based on the responses from the students, it is recommended that the curriculum requires revision including introduction of new and advance areas of study with the objective of enhancing the capabilities. Further, it was also recommended that the revision should focus on programme outcomes, innovation and skills. More emphasis should be laid on practical-based learning and more use of ICT-enabled teaching to enrich the curriculum. It was also pointed out by few students that there lies scope for further improvement.	Steps were taken to make the curriculum at par with the demands of recent developments to make it more student friendly, technology oriented and practical-based. Online courses, teaching-learning materials, LMS was shared with the students. All the suggestions given by the students were recorded for further improvement.
<b>Faculty</b>	The curriculum was found to be well-structured; however it was recommended that there is a need for the inclusion of student development programmes, and research skills in the curriculum. Further, revision needs to be carried out by evaluating course outcomes and find means for upgrading the curriculum.	Arrangements were made to organize university level seminars and faculty development programmes were scheduled to be conducted to develop the contents and resources for the curriculum. The suggestions given by the faculty have already been implemented.
<b>Alumni</b>	Although the alumni have expressed satisfaction regarding the curriculum; however, as per the suggestions received by the alumni; the curriculum needs to be revised from the perspective of creating more job opportunities. As per the responses from some of the alumni they stated that curriculum shall focus more on entrepreneurship and start ups.	Initiatives were taken to create exposure of students in their respective fields by linking to the contents of the curriculum. Steps were taken to implement the suggestions received from the alumni.
<b>Employers</b>	As per the responses from the Employer, the curriculum was found to be satisfactory. It was observed that it requires some revisions as per regional and national requirements. The employers suggested that more focus should be laid on teamwork, skill development, communication skills and technological advancement. More number of elective papers need to be introduced.	Steps were taken to develop teamwork by programmes for students in collaborating through activities and seminars numbers of training programmes were conducted in collaboration with Govt. and Non-Govt. organizations. The suggestions given by the employers were implemented with immediate effect.

Chairperson

Feedback Analysis Committee

KISS Deemed to be University

Director, IQAC

KISS Deemed to be University

Registrar

KISS Deemed to be University

REGISTRAR

KISS (Deemed to be University)  
BHUBANESWAR

Vice Chancellor

KISS Deemed to be University

VICE-CHANCELLOR

KISS (Deemed to be University)  
BHUBANESWAR





## KALINGA INSTITUTE OF SOCIAL SCIENCES (KISS)

**Deemed to be University**

(Established U/S 3 of UGC Act, 1956)  
Bhubaneswar, Odisha, India

KISS, a fully free and fully residential institute,  
is the only university exclusively for tribal students.

Regd. Office: KISS Higher Education Campus, KISS Campus-3, P.O: KIIT, Bhubaneswar-751024, Odisha, INDIA  
Phone No.: +91- 81143 99303, E-mail: [registrar@kiss.ac.in](mailto:registrar@kiss.ac.in), Website: <https://university.kiss.ac.in>, [f](#) / [ig](#) / [t](#) [kissfoundation](#)