




Organisation in Special Consultative Status with
the United Nations Economic & Social Council (UN-ECOSOC)
Associated with the United Nations Department of Public Information (UNDPi)

FEEDBACK ANALYSIS, RECOMMENDATIONS AND ACTION TAKEN REPORT 2017–2018

Kalinga Institute of Social Sciences (KISS)
Deemed to be University, Bhubaneswar, Odisha

 university.kiss.ac.in

Contents

- 1. Feedback from Students on Curriculum.....**
- 2. Feedback from Faculty on Curriculum.....**
- 3. Action Taken Report.....**

The feedback forms were collected from the students and faculty. It was analyzed by the Feedback Analysis Committee.

The feedback targets following different content for different stakeholders:

1) Students

The students as the stakeholders of the university contributed to identifying issues related to the curriculum in terms of objectives, innovation, peer-learning, skill development, learning human values, timely completion etc.

2) Faculty

The faculty as the stakeholders of the university further contributed by sharing issues related to the curriculum inclusive of objectives and outcomes, interdisciplinary approach, team participation, communication skills, understanding about community and culture, digital technology, problem-solving, real-life situations, and experiential learning.

The Student Feedback conducted as per the provisional requirements were consolidated and summary along with graph was prepared as below.

1. Feedback from Students on Curriculum

Sl.No.	Statements	Responses
1	The curriculum has clearly stated objectives and outcomes	Excellent/ Very Good/ Good/ Average/ Poor
2	The course curriculum is innovative, multi-disciplinary, well-designed, skill-oriented, and useful	Excellent/ Very Good/ Good/ Average/ Poor
3	The curriculum encourages interactions, participation, group discussions and peer learning in the class	Excellent/ Very Good/ Good/ Average/ Poor
4	The curriculum focusses on career planning and communication skills	Excellent/ Very Good/ Good/ Average/ Poor
5	Do you believe that your course curriculum helps you understand your community and culture?	Excellent/ Very Good/ Good/ Average/ Poor
6	The curriculum encourages the use of ICT	Excellent/ Very Good/ Good/ Average/ Poor
7	The faculty finishes the course curriculum in time	Excellent/ Very Good/ Good/ Average/ Poor
8	The curriculum focuses on real-life situations	Excellent/ Very Good/ Good/ Average/ Poor
9	The curriculum focuses on experiential learning	Excellent/ Very Good/ Good/ Average/ Poor
10	The curriculum focuses on co-curricular activities and extramural lectures	Excellent/ Very Good/ Good/ Average/ Poor

Q1. The curriculum has clearly stated objectives and outcomes.

Table 1.1

Likert Scale Parameters	Percentage Opted
Poor	2%
Average	12%
Good	19%
Very Good	46%
Excellent	21%

Figure 1.1

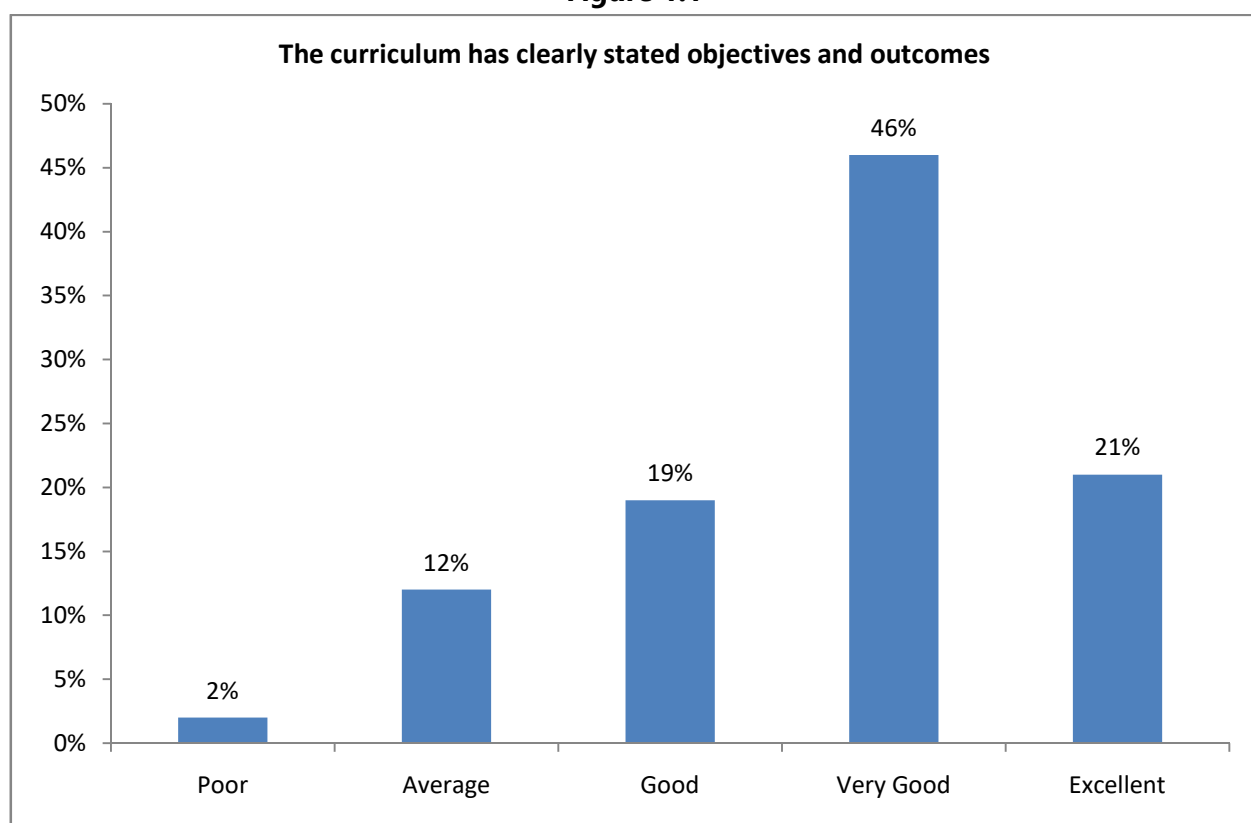


Figure 1.1 clearly indicates that 21% have rated Excellent, 46% have rated Very Good, 19% have rated Good, 12% have rated Average and 2% as Poor in providing feedback regarding -The curriculum has clearly stated objectives and outcomes.

Q2. The course curriculum is innovative, multi-disciplinary, well-designed, skill-oriented, and useful.

Table 1.2

Likert Scale Parameters	Percentage Opted
Poor	0%
Average	9%
Good	23%
Very Good	36%
Excellent	32%

Figure 1.2

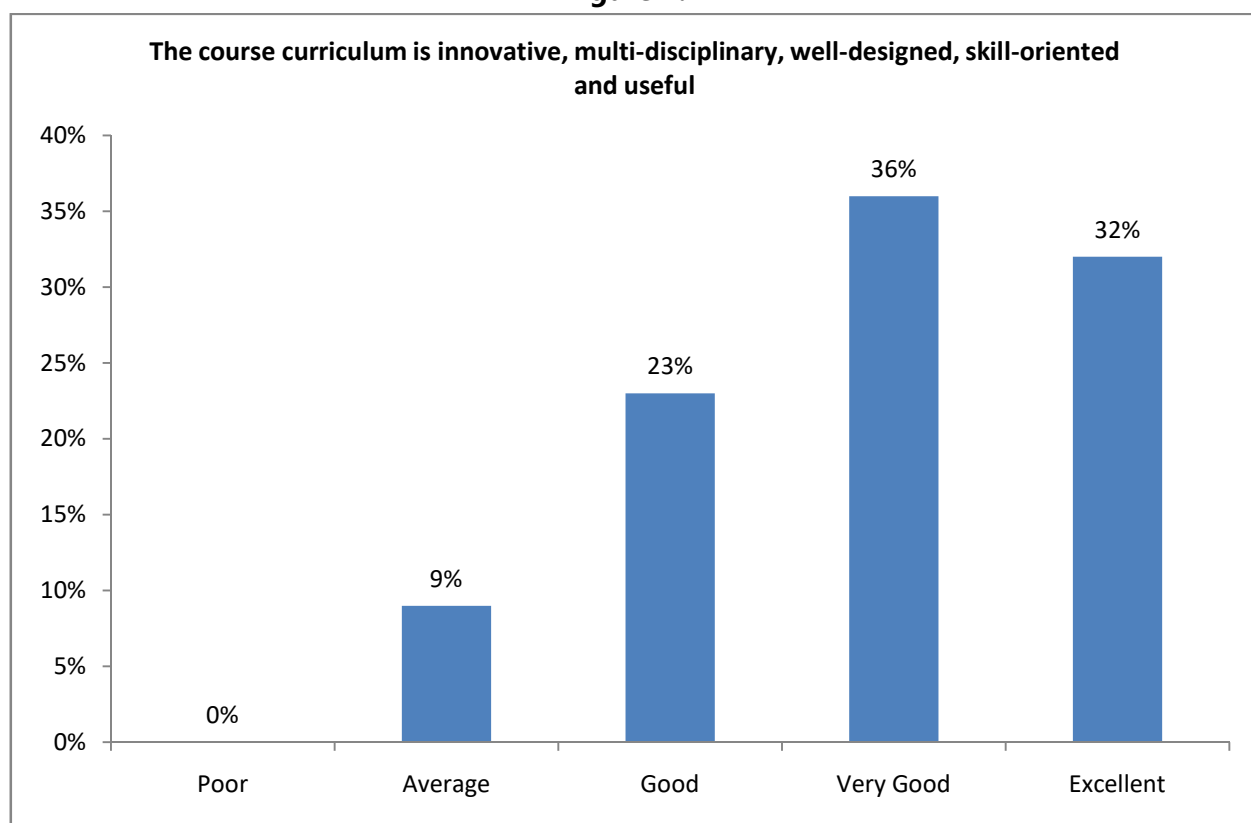


Figure 1.2 clearly indicates that 32% have rated Excellent, 36% have rated Very Good, 23% have rated Good and 9% as Average in providing feedback regarding -The course curriculum is innovative, multi-disciplinary, well-designed, skill-oriented, and useful.

Q3. The curriculum encourages interactions, participation, group discussions and peer learning in the class.

Table 1.3

Likert Scale Parameters	Percentage Opted
Poor	0%
Average	8%
Good	24%
Very Good	32%
Excellent	36%

Figure 1.3

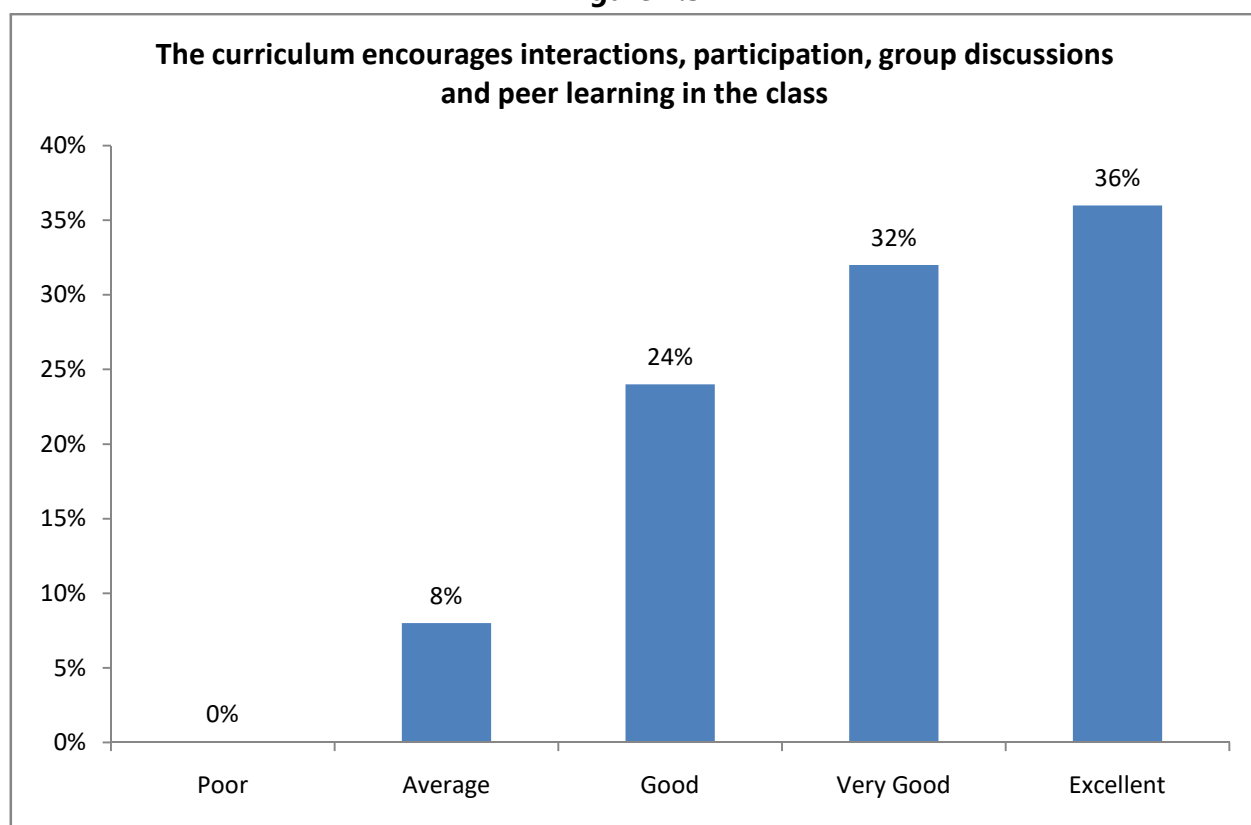


Figure 1.3 clearly indicates that 36% have rated Excellent, 32% have rated Very Good, 24% have rated Good and 8% as Average in providing feedback regarding -The curriculum encourages interactions, participation, group discussions and peer learning in the class.

Q4. The curriculum focuses on career planning and communication skills.

Table 1.4

Likert Scale Parameters	Percentage Opted
Poor	0%
Average	14%
Good	25%
Very Good	30%
Excellent	31%

Figure 1.4

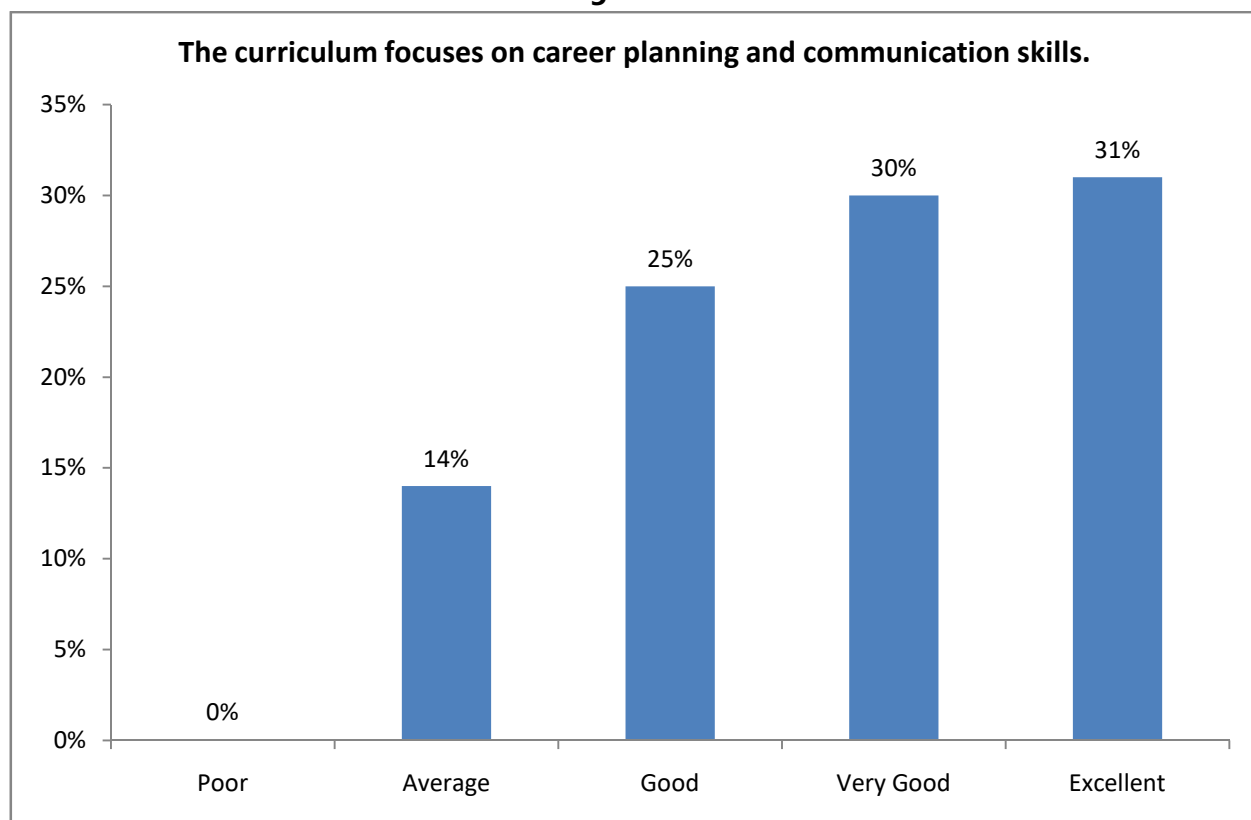


Figure 1.4 clearly indicates that 31% have rated Excellent, 30% have rated Very Good, 25% have rated Good and 14% as Average in providing feedback regarding -The curriculum focuses on career planning and communication skills.

Q5. Do you believe that your course curriculum helps you understand your community and culture?

Table 1.5

Likert Scale Parameters	Percentage Opted
Poor	0%
Average	18%
Good	20%
Very Good	34%
Excellent	28%

Figure 1.5

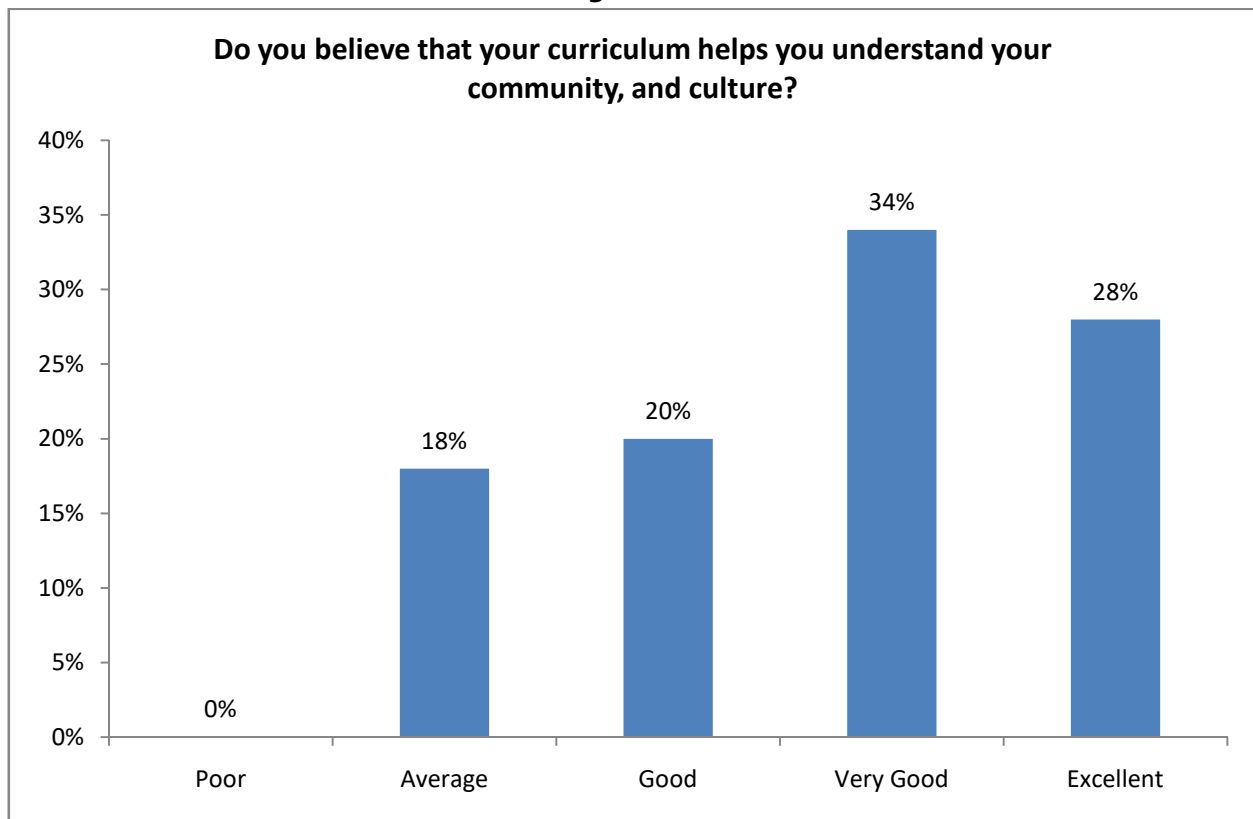


Figure 1.5 clearly indicates that 28% have rated Excellent, 34% have rated Very Good, 20% have rated Good and 18% as Average in providing feedback regarding -Do you believe that your course curriculum helps you understand your community and culture?

Q6. The curriculum encourages the use of ICT.

Table 1.6

Likert Scale Parameters	Percentage Opted
Poor	3%
Average	12%
Good	14%
Very Good	38%
Excellent	33%

Figure 1.6

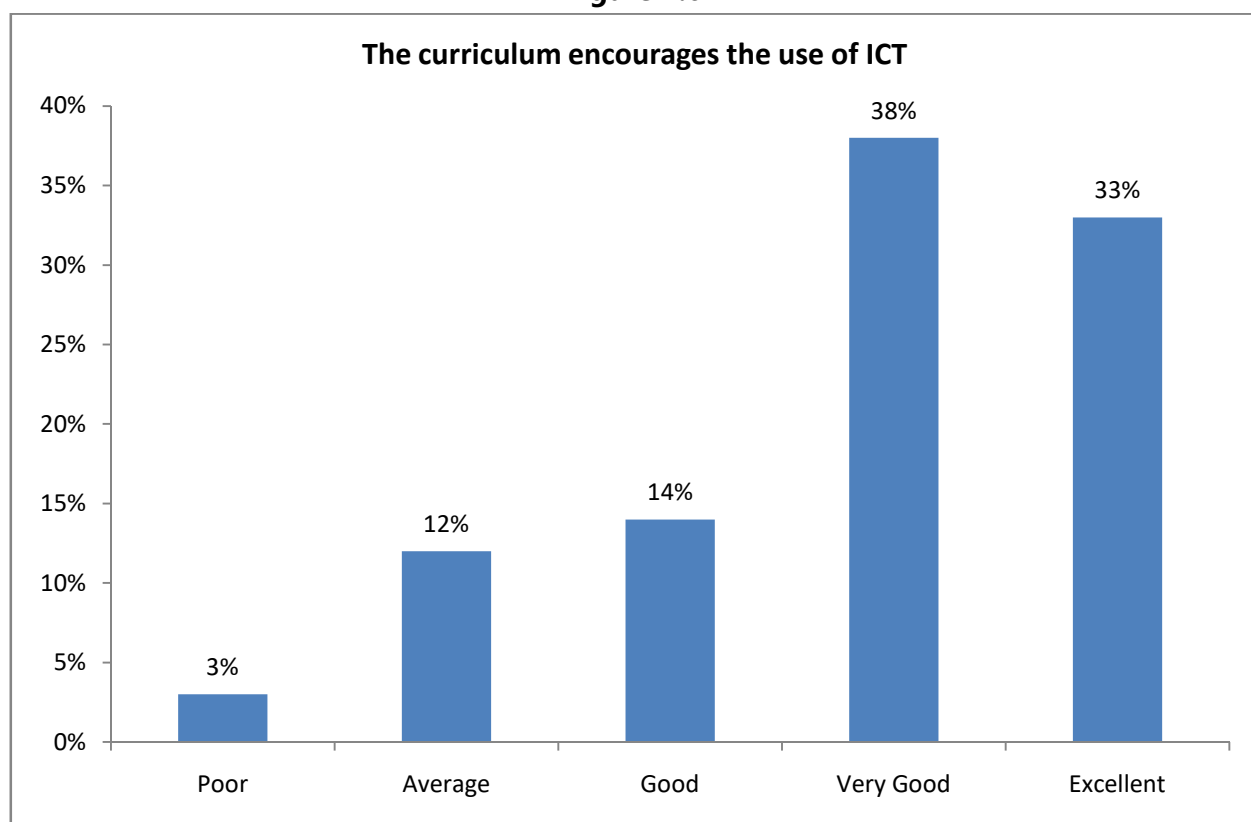


Figure 1.6 clearly indicates that 33% have rated Excellent, 38% have rated Very Good, 14% have rated Good 12% as average and 3% have rated Poor in providing feedback regarding -The curriculum encourages the use of ICT.

Q7. The faculty finishes the course curriculum in time.

Table 1.7

Likert Scale Parameters	Percentage Opted
Poor	0%
Average	6%
Good	15%
Very Good	41%
Excellent	38%

Figure 1.7

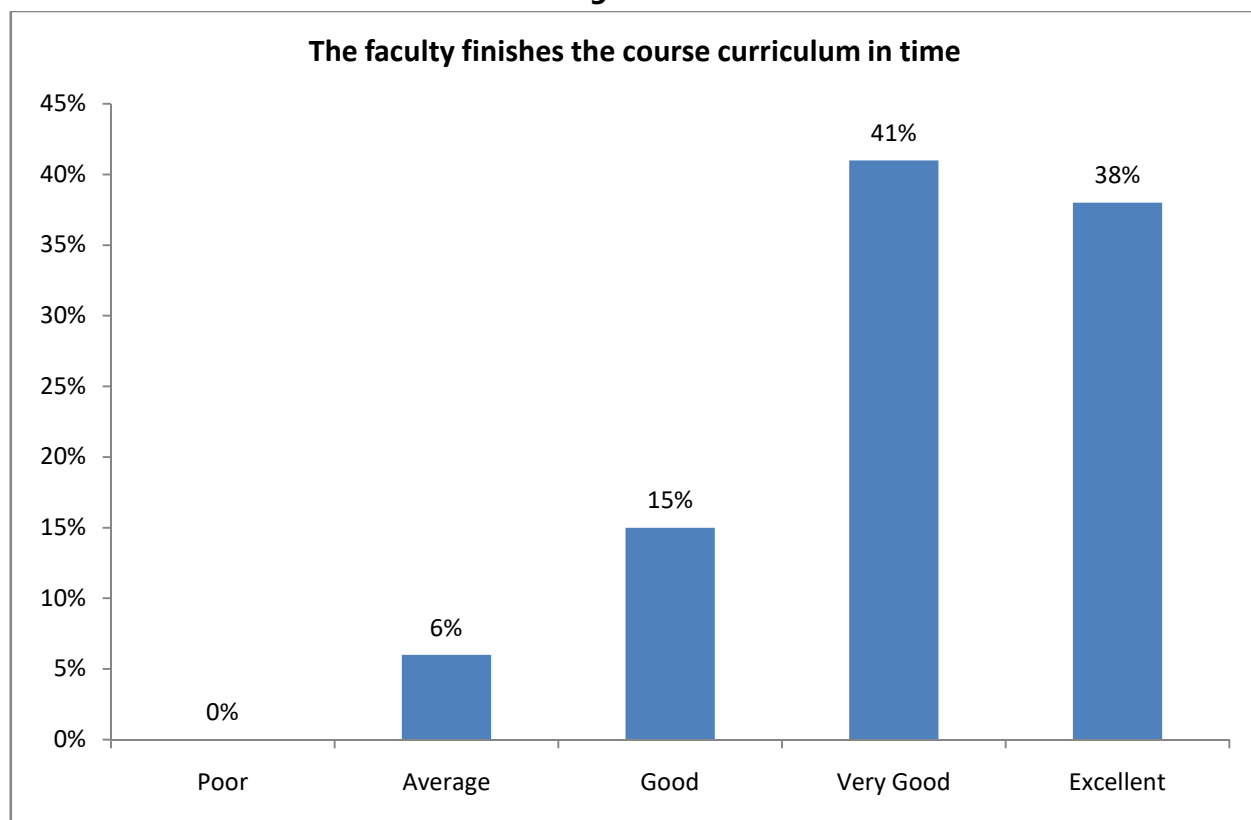


Figure 1.7 clearly indicates that 38% have rated Excellent, 41% have rated Very Good, 15% have rated Good and 6% as Average in providing feedback regarding -The faculty finishes the course curriculum in time.

Q8. The curriculum focuses on real-life situations.

Table 1.8

Likert Scale Parameters	Percentage Opted
Poor	0%
Average	7%
Good	26%
Very Good	35%
Excellent	32%

Figure 1.8

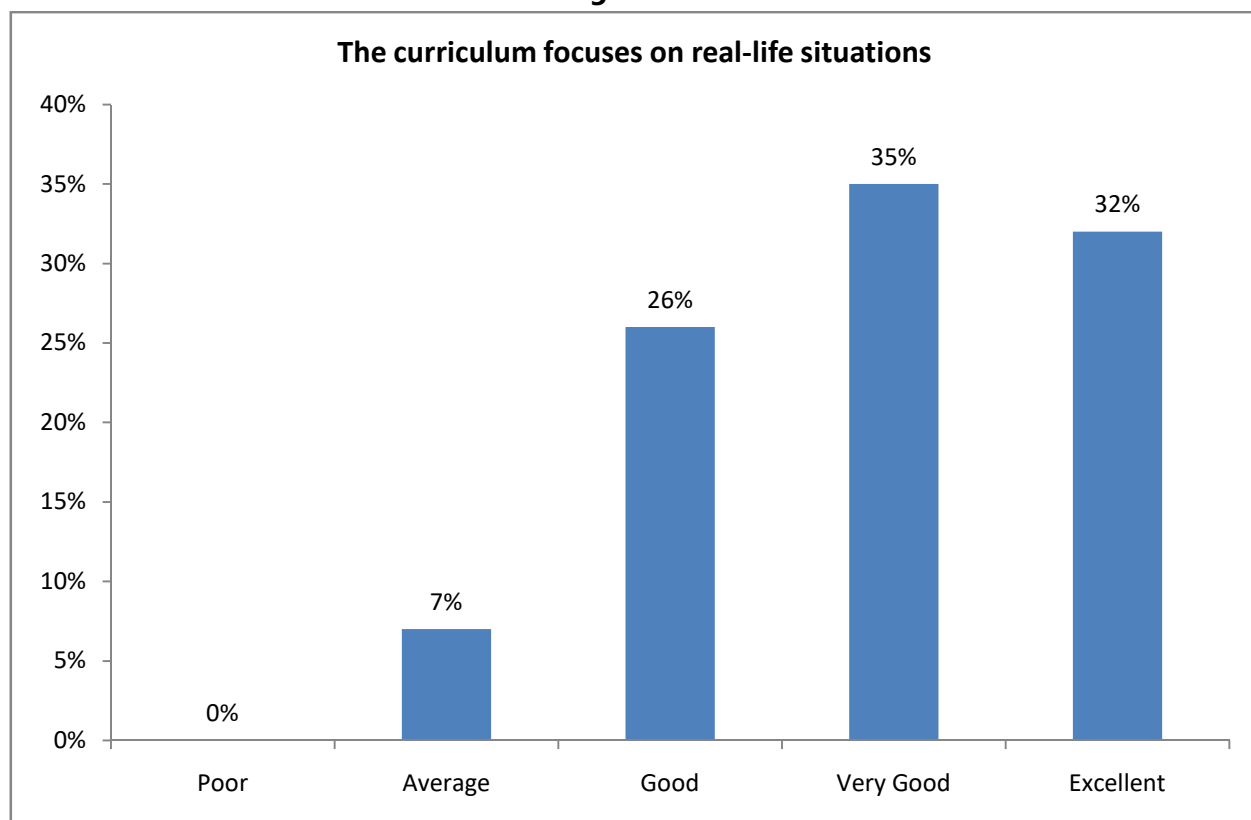


Figure 1.8 clearly indicates that 32% have rated Excellent, 35% have rated Very Good, 26% have rated Good and 7% as Average in providing feedback regarding -The curriculum focuses on real-life situations.

Q9. The curriculum focuses on experiential learning.

Table 1.9

Likert Scale Parameters	Percentage Opted
Poor	0%
Average	17%
Good	21%
Very Good	34%
Excellent	28%

Figure 1.9

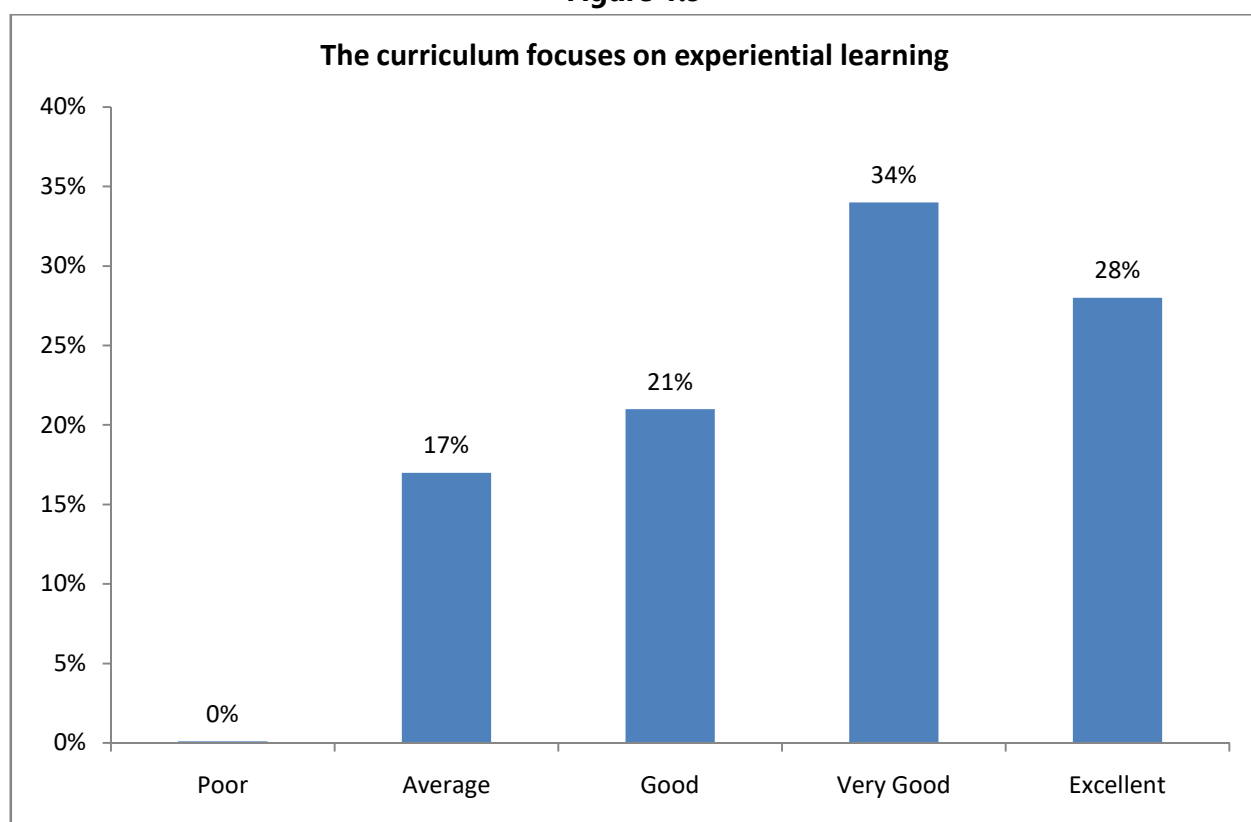


Figure 1.9 clearly indicates that 28% have rated Excellent, 34% have rated Very Good, 21% have rated Good and 17% as Average in providing feedback regarding -The curriculum focuses on experiential learning.

Q10. The curriculum focuses on co-curricular activities and extramural lectures.

Table 1.10

Likert Scale Parameters	Percentage Opted
Poor	0%
Average	11%
Good	31%
Very Good	37%
Excellent	21%

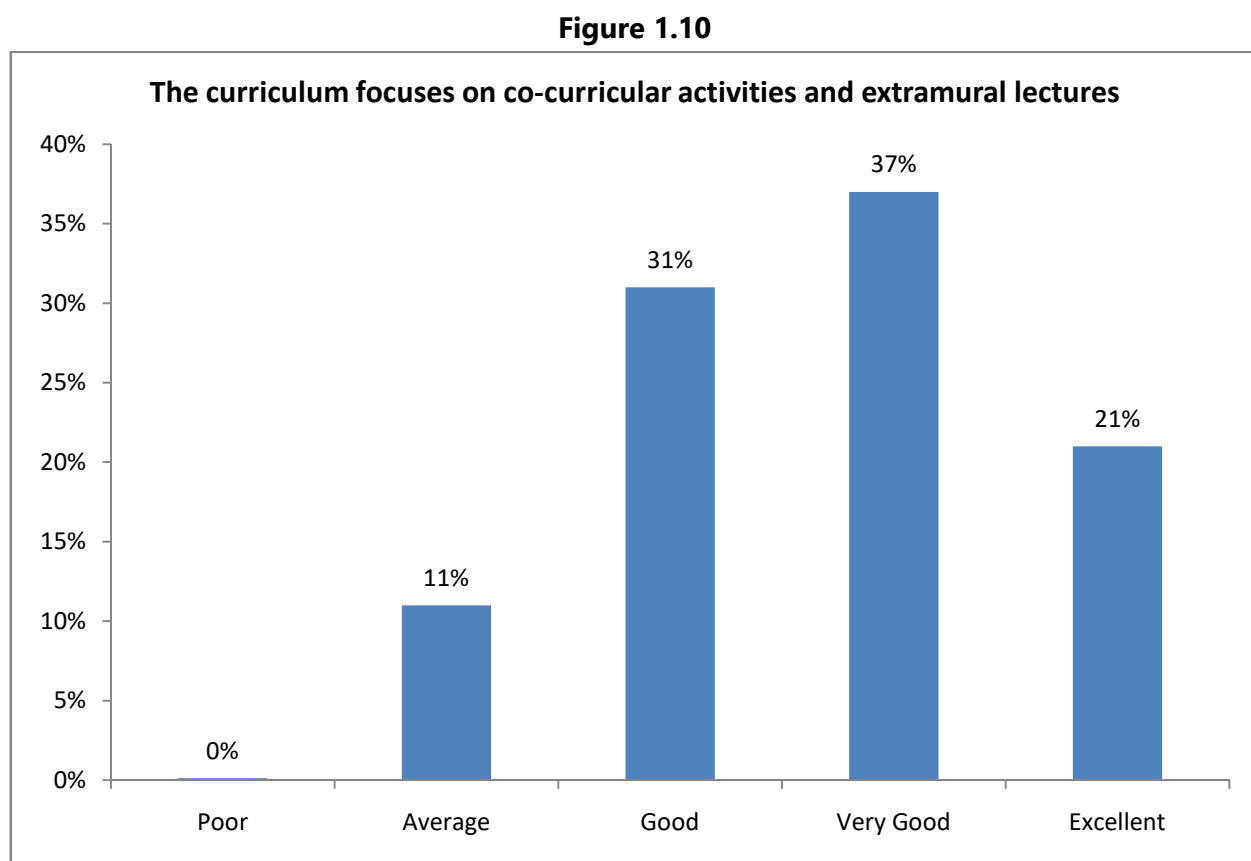


Figure 1.10 clearly indicates that 21% have rated Excellent, 37% have rated Very Good, 31% have rated Good and 11% as Average in providing feedback regarding -The curriculum focuses on co-curricular activities and extramural lectures.

Recommendations:

As per the responses from the students, the curriculum was found moderately satisfactory. The students recommended that new / modern and applied areas of study for enhancement of its capabilities need to be introduced and the curriculum needs to be changed with immediate effect to meet the standards as per current demand.

2. Feedback from Faculty on Curriculum

The Faculty Feedback conducted as per the provisional requirements were consolidated and summary along with graph was prepared as below.

Sl.No.	Statements	Responses
1	The curriculum focuses on clear objectives and outcomes, and interdisciplinary approach	Excellent/ Very Good/ Good/ Average/ Poor
2	The curriculum encourages team participation and communication skills	Excellent/ Very Good/ Good/ Average/ Poor
3	The curriculum focuses to understand about community and culture	Excellent/ Very Good/ Good/ Average/ Poor
4	The curriculum focuses on digital technology	Excellent/ Very Good/ Good/ Average/ Poor
5	The curriculum focuses on problem-solving	Excellent/ Very Good/ Good/ Average/ Poor
6	The curriculum focuses on real-life situations	Excellent/ Very Good/ Good/ Average/ Poor
7	The curriculum focuses on experiential learning	Excellent/ Very Good/ Good/ Average/ Poor

Q1. The curriculum focuses on clear objectives and outcomes, and interdisciplinary approach.

Table 2.1

Likert Scale Parameters	Percentage Opted
Poor	0%
Average	14%
Good	27%
Very Good	36%
Excellent	23%

Figure 2.1

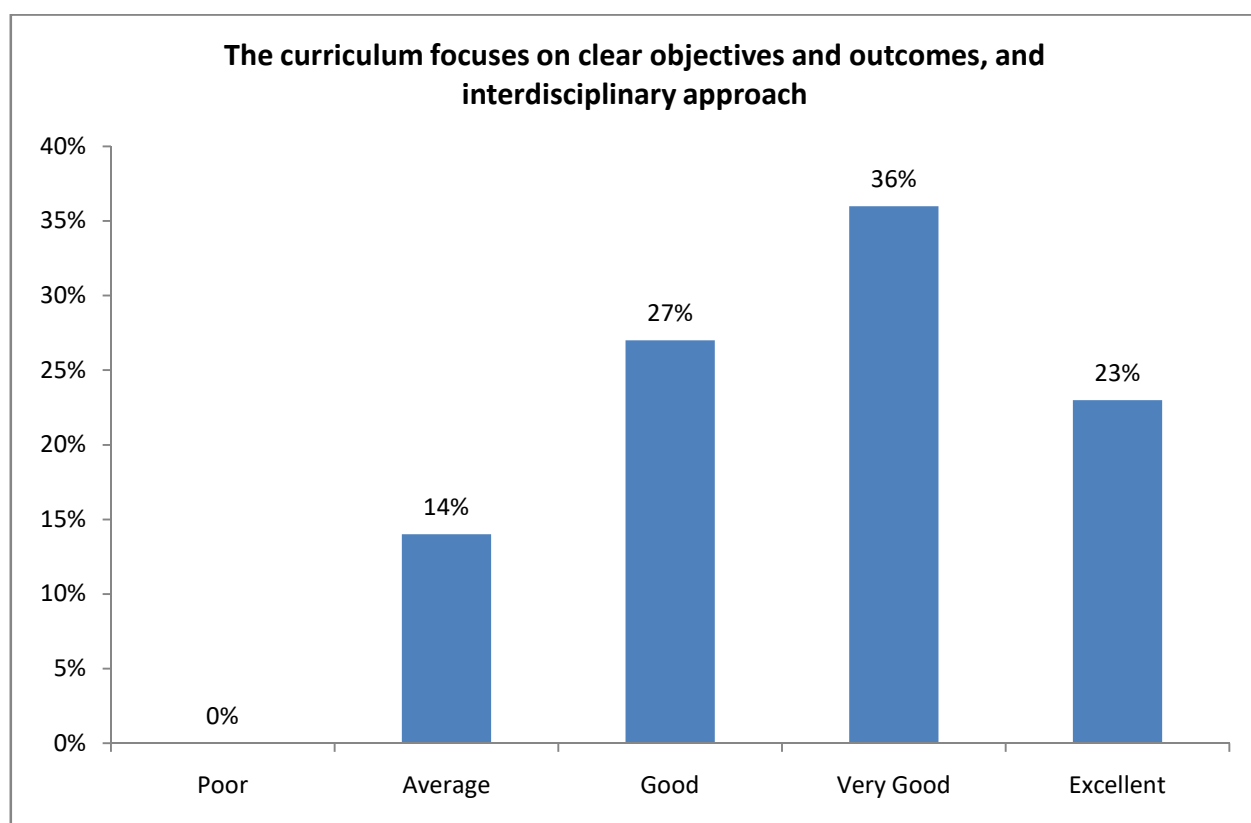


Figure 2.1 clearly indicates that 23% have rated Excellent, 36% have rated Very Good, 27% have rated Good and 14% as Average in providing feedback regarding -The curriculum focuses on clear objectives and outcomes.

Q2. The curriculum encourages team participation and communication skills.

Table 2.2

Likert Scale Parameters	Percentage Opted
Poor	0%
Average	10%
Good	24%
Very Good	46%
Excellent	20%

Figure 2.2

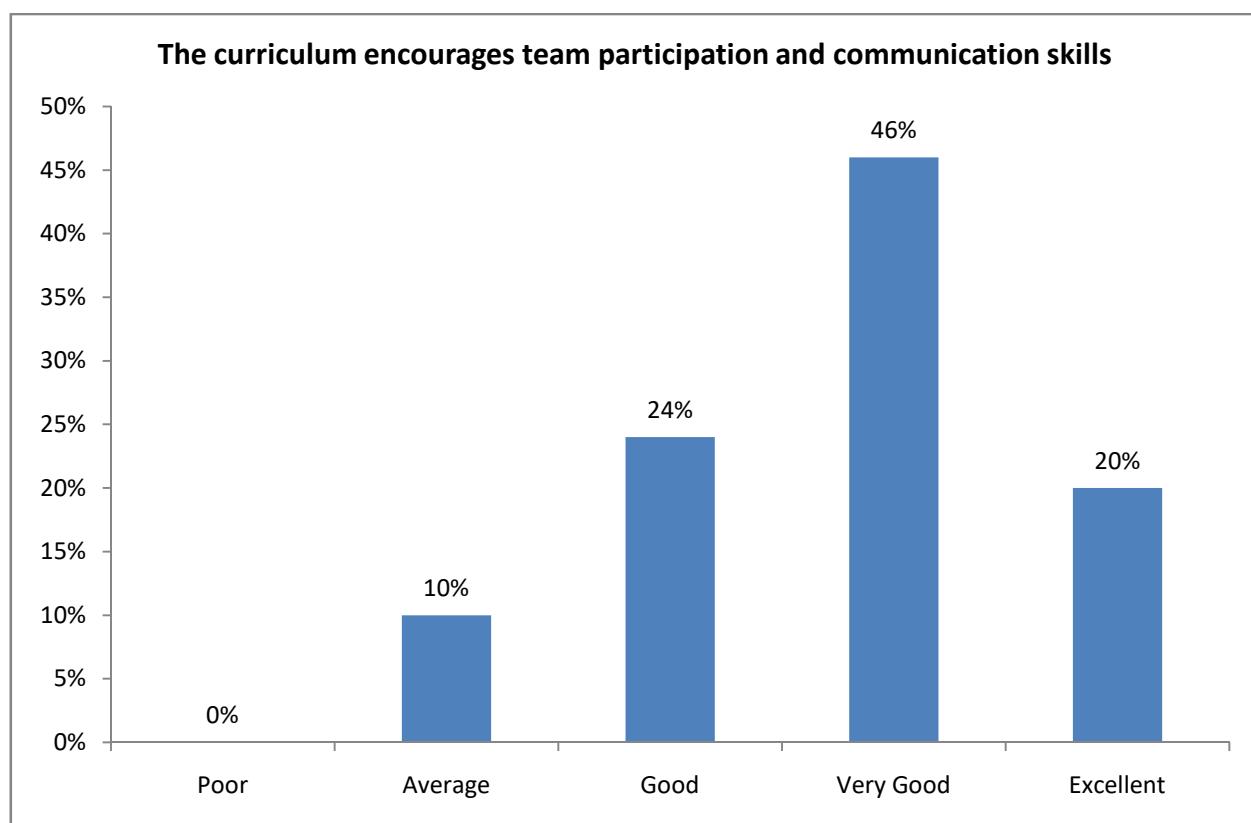


Figure 2.2 clearly indicates that 20% have rated Excellent, 46% have rated Very Good, 24% have rated Good and 10% as Average in providing feedback regarding -The curriculum encourages team participation and communication skills.

Q3. The curriculum focuses to understand about community and culture.

Table 2.3

Likert Scale Parameters	Percentage Opted
Poor	0%
Average	15%
Good	22%
Very Good	45%
Excellent	18%

Figure 2.3

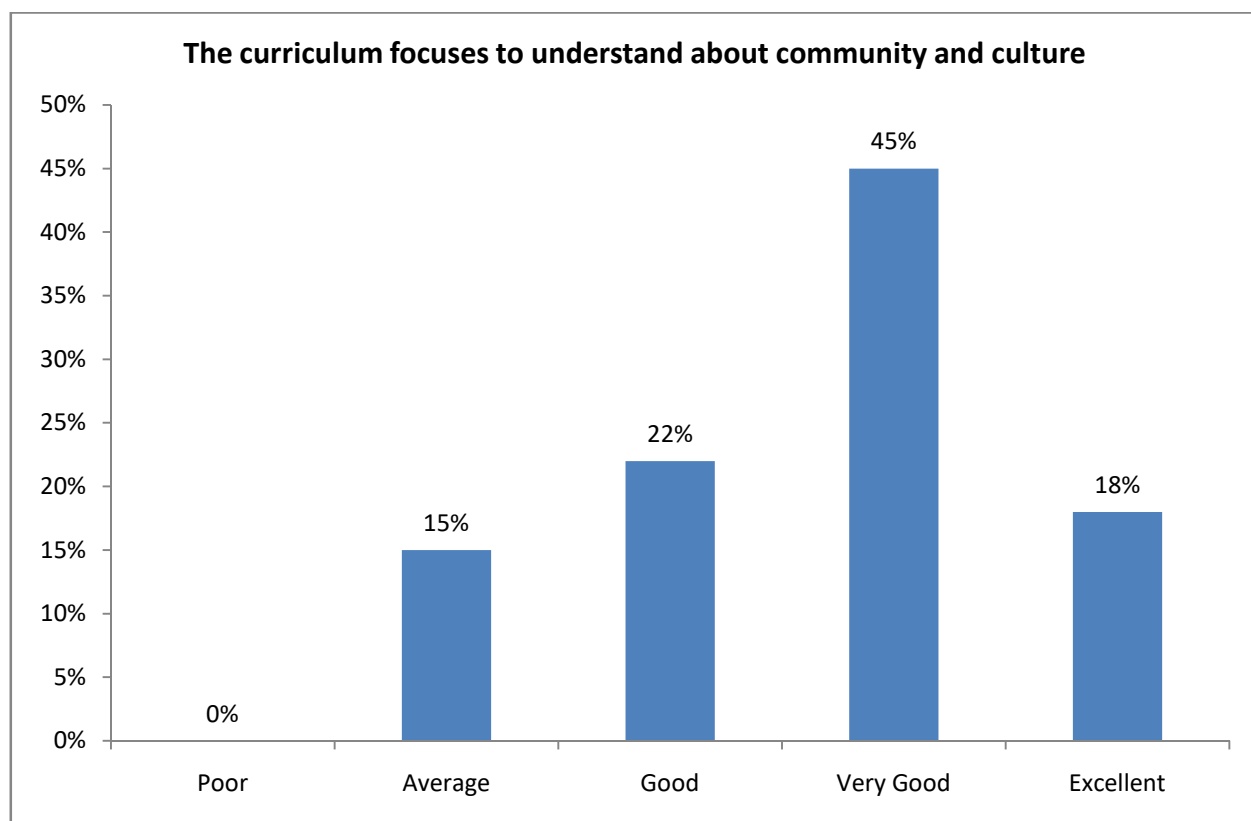


Figure 2.3 clearly indicates that 18% have rated Excellent, 45% have rated Very Good, 22% have rated Good and 15% as Average in providing feedback regarding -The curriculum focuses to understand about community and culture.

Q4. The curriculum focuses on digital technology.

Table 2.4

Likert Scale Parameters	Percentage Opted
Poor	0%
Average	12%
Good	24%
Very Good	41%
Excellent	23%

Figure 2.4

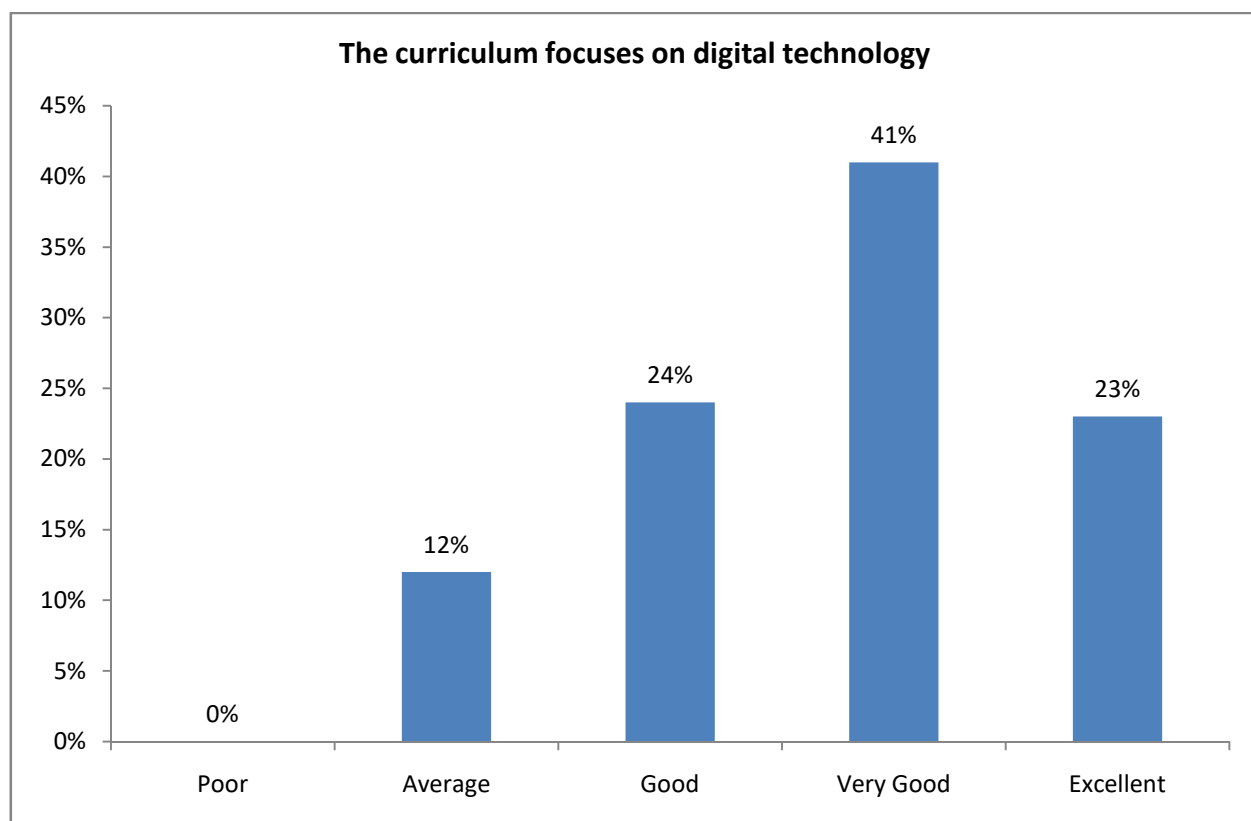


Figure 2.4 clearly indicates that 23% have rated Excellent, 41% have rated Very Good, 24% have rated Good and 12% in providing feedback regarding -The curriculum focuses on digital technology.

Q5. The curriculum focuses on problem-solving.

Table 2.5

Likert Scale Parameters	Percentage Opted
Poor	0%
Average	17%
Good	19%
Very Good	43%
Excellent	21%

Figure 2.5

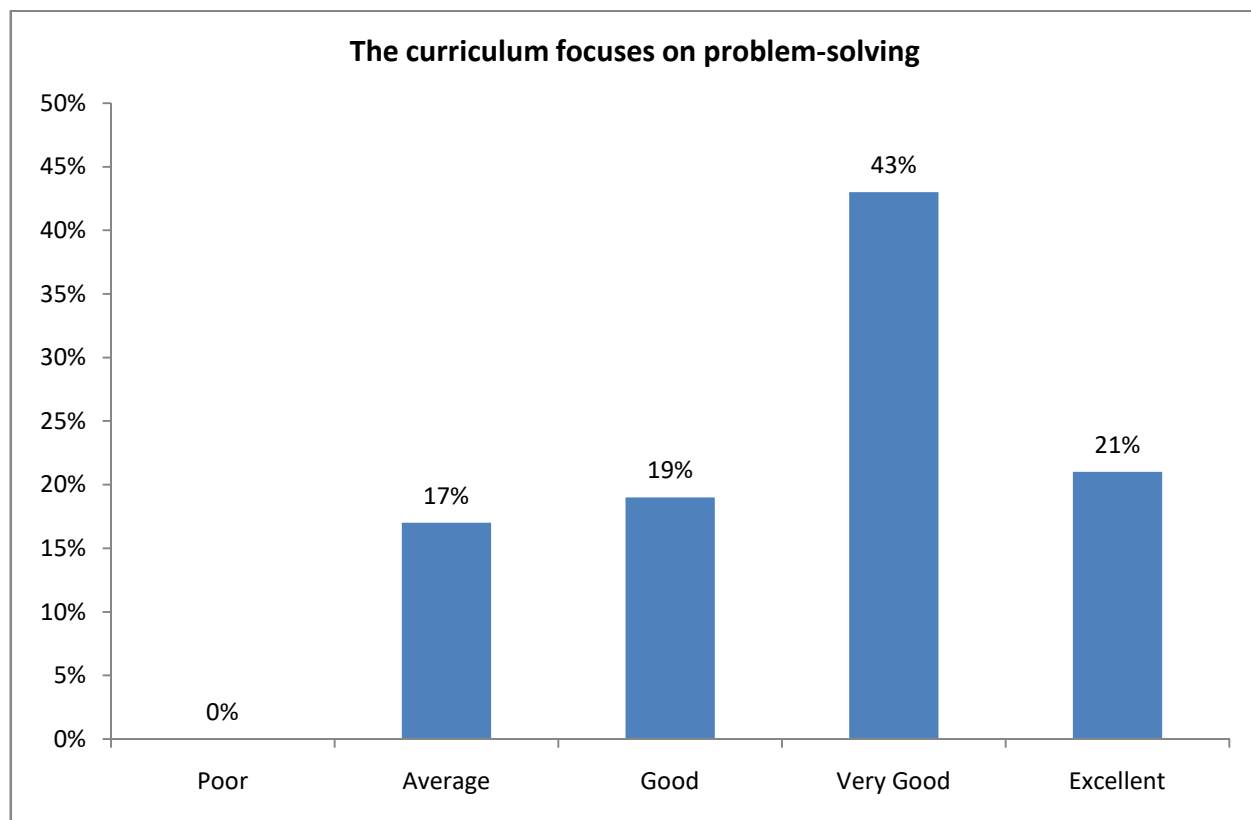


Figure 2.5 clearly indicates that 21% have rated Excellent, 43% have rated Very Good, 19% have rated Good and 17% as Average in providing feedback regarding -The curriculum focuses on problem-solving.

Q6. The curriculum focuses on real-life situations.

Table 2.6

Likert Scale Parameters	Percentage Opted
Poor	0%
Average	10%
Good	23%
Very Good	39%
Excellent	28%

Figure 2.6

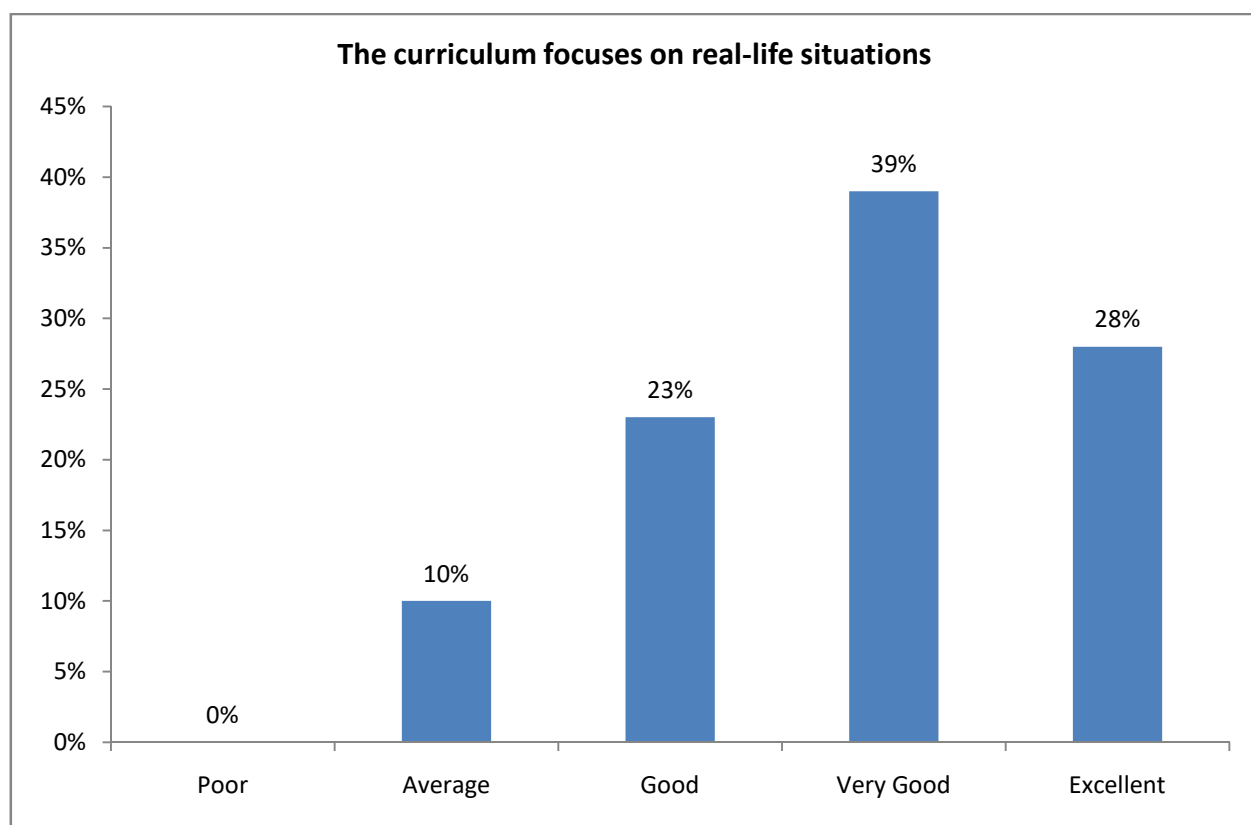


Figure 2.6 clearly indicates that 28% have rated Excellent, 39% have rated Very Good, 23% have rated Good and 10% as Average in providing feedback regarding - The curriculum focuses on real-life situations.

Q7. The curriculum focuses on experiential learning.

Table 2.7

Likert Scale Parameters	Percentage Opted
Poor	0%
Average	16%
Good	28%
Very Good	35%
Excellent	21%

Figure 2.7

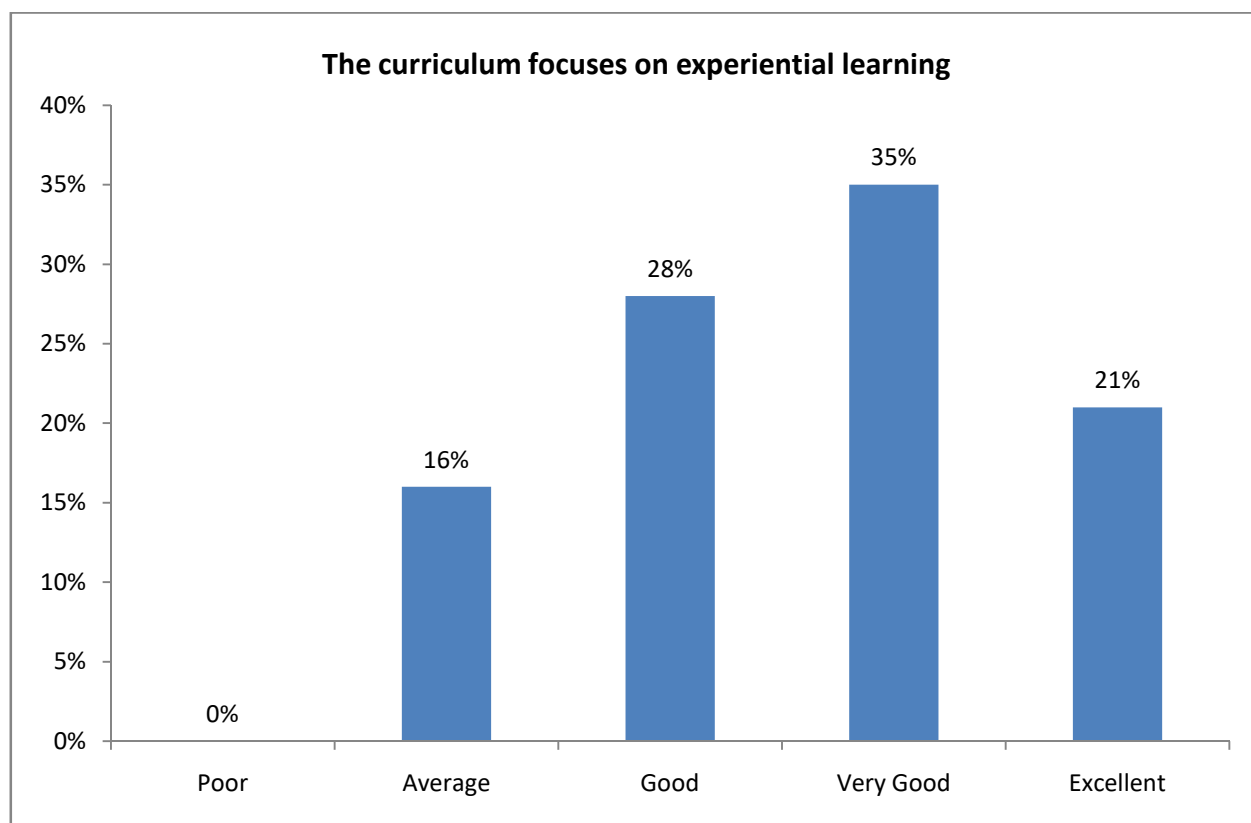


Figure 2.7 clearly indicates that 21% have rated Excellent, 35% have rated Very Good, 28% have rated Good and 16% as Average in providing feedback regarding -The curriculum focuses on experiential learning.

FEEDBACK ANALYSIS, RECOMMENDATIONS AND ACTION TAKEN REPORT 2017-2018

Recommendations: As per the responses from the faculty, the curriculum was also not found satisfactory due to which it is recommended for introducing topics to support innovation and skill-development. It was recommended to focus on core curriculum.



Chairperson

Feedback Analysis Committee

KISS Deemed to be University.



Vice Chancellor

KISS Deemed to be University

VICE-CHANCELLOR
KISS (Deemed to be University)
BHUBANESWAR

3. Action Taken Report

Stakeholders' Feedback	Recommendations	Action Taken
Students	As per the responses from the students, the curriculum was found moderately satisfactory. The students recommended that new / modern and applied areas of study for enhancement of its capabilities need to be introduced and the curriculum needs to be changed with immediate effect to meet the standards as per current demand.	On the recommendations received from the students applied areas of study to be introduced in order to hone the capabilities of the students. Revisions were carried out in the syllabi to meet the recent trends.
Faculty	As per the responses from the faculty, the curriculum was also not found satisfactory due to which it is recommended for introducing topics to support innovation and skill-development. It was recommended to focus on core curriculum.	More number of skill development to be introduced and stepstoopt innovative and core-based curriculum.


Chairperson

Feedback Analysis Committee

KISS Deemed to be University


Vice Chancellor

KISS Deemed to be University

VICE-CHANCELLOR
KISS (Deemed to be University)
BHUBANESWAR



KALINGA INSTITUTE OF SOCIAL SCIENCES (KISS)

Deemed to be University

(Established U/S 3 of UGC Act, 1956)
Bhubaneswar, Odisha, India

KISS, a fully free and fully residential institute,
is the only university exclusively for tribal students.